



## **TEST & INSPECTION**

OTDRs | Certification Test Kits | Inspection | OPM | OLS | Cleaning | Light Brigade Training

### International Sales and Service Contact Information

#### International Contacts

##### Europe, Middle East, Africa

**Ellis Delglyn**  
Sales Director  
[Ellis.Delglyn@AFLglobal.com](mailto:Ellis.Delglyn@AFLglobal.com)  
+351 918 584 982

**Middle East**  
**Ahmed El Sakaty**  
Regional Sales Manager  
[Ahmed.ElSakaty@AFLglobal.com](mailto:Ahmed.ElSakaty@AFLglobal.com)  
+20 1006 451 523

**APAC**  
**Alex Wong**  
Regional Sales Manager  
[Alex.Wong@AFLglobal.com](mailto:Alex.Wong@AFLglobal.com)  
TEL: (65) 6370 2236  
CELL: (65) 9233 6541

**Europe, Africa**  
**Ané Nel**  
Regional Sales Manager  
[Ane.Nel@AFLglobal.com](mailto:Ane.Nel@AFLglobal.com)  
+44 79082 70007

**China, Hong Kong, Taiwan**  
**Dai Liu**  
Regional Sales Manager  
[Dai.Liu@AFLglobal.com](mailto:Dai.Liu@AFLglobal.com)  
+86 133 1101 4533

**Europe, Middle East, Africa**  
**Nicholas Cole**  
Marketing and Application Specialist  
[Nicholas.Cole@AFLglobal.com](mailto:Nicholas.Cole@AFLglobal.com)  
+44 7702 005 590

**Mexico, Central America, Caribbean**  
**Ramon Franco**  
Regional Sales Manager  
[Ramon.Franco@AFLglobal.com](mailto:Ramon.Franco@AFLglobal.com)  
(864) 433-5428

#### Technical Support and Training

**Mark Tatham**  
[Mark.Tatham@AFLglobal.com](mailto:Mark.Tatham@AFLglobal.com)  
(603) 528-7780 x145  
(800) 321-5298 x145  
Cell: (603) 340-3813

**Dean Murray**  
[Dean.Murray@AFLglobal.com](mailto:Dean.Murray@AFLglobal.com)  
(603) 528-7780 x179  
(800) 321-5298 x179  
Cell: (603) 630-4719

**Technical Support**  
[AFLTestTechSupport@AFLglobal.com](mailto:AFLTestTechSupport@AFLglobal.com)

#### Commercial Support

**Donald Allard**  
Commercial Manager  
[Donald.Allard@AFLglobal.com](mailto:Donald.Allard@AFLglobal.com)  
(603) 528-7780 x175  
(800) 321-5298 x175

#### Sales and Customer Service

**Linda Heney**  
Sales and Customer Service Supervisor  
[Linda.Heney@AFLglobal.com](mailto:Linda.Heney@AFLglobal.com)  
(603) 528-7780 x121  
(800) 321-5298 x121

**Tina Colangeli**  
Customer Service Representative  
[Tina.Colangeli@AFLglobal.com](mailto:Tina.Colangeli@AFLglobal.com)  
(603) 528-7780 x184  
(800) 321-5298 x184

**Tatianna Wawrzynski**  
Inside Sales Representative  
[TatiannaW@AFLglobal.com](mailto:TatiannaW@AFLglobal.com)  
(603) 528-7780 x167  
(800) 321-5298 x167

#### Purchase Orders, Quote, RMA and Service Requests

[AFLTestPO@AFLglobal.com](mailto:AFLTestPO@AFLglobal.com)

#### AFL Test & Inspection web

[www.AFLglobal.com/Test](http://www.AFLglobal.com/Test)

#### Warranty Activation

[www.AFLglobal.com/Register](http://www.AFLglobal.com/Register)

#### AFL's Customer Portal - Direct

[content.aflglobal.com/Direct.html](http://content.aflglobal.com/Direct.html)

#### AFL on LinkedIn

[www.linkedin.com/company/afl-2](http://www.linkedin.com/company/afl-2)



### Table of Contents

<b>Test Workflow and Data Management Solution</b> .....	<b>8</b>	FTK Oil & Gas OTDR Accessory Kit .....	27
ROGUE™   aeRos™ Test Suite .....	8	<b>OTDR Fiber Rings and Network Simulators</b> .....	<b>28</b>
ROGUE Carrier .....	8	OTDR Launch and Receive/Tail Cords - Fiber Rings.....	28
ROGUE Turbo OLTS Modules .....	8	Custom-Designed Network Simulators .....	28
ROGUE / aeRos Software Licensing .....	8	FTTx PON Simulator Kits .....	28
ROGUE Certification Kits .....	9	<b>DWDM and CWDM Testers</b> .....	<b>29</b>
ROGUE MFS Certification Add-on Kits .....	9	WDM900 Lightwave Test Set .....	29
Multi-fiber Switch .....	9	<b>Optical Power Meters (OPM and CSM1 Series)</b> .....	<b>30</b>
<b>OTDRs at a Glance (Networks, Applications, Performance)</b> .	<b>10</b>	OPM Accessories.....	30
OTDR Selection Guide .....	10	<b>FTTx PON Power Meter</b> .....	<b>31</b>
<b>Hand-held OTDRs/Multifunction Testers</b> .....	<b>12</b>	OPM-FTTx Test Port Adapters.....	31
FLEXSCAN Pocket-sized OTDR with SmartAuto™ and LinkMap™ .....	12	<b>LED and Laser Light Sources (OLS and CSS1 Series)</b> .....	<b>32</b>
FlexScan Accessories .....	14	OLS AC Adapters .....	32
FlexScan Connector Adapters.....	14	Connector Adapters (D models starting February 2006) .....	32
FLX380 FlexTester - High-performance OTDR/Multifunction Tester .....	15	<b>Optical Loss Test Kits (SMLP, SLP, MLP, and CK Series)</b> .....	<b>33</b>
FLX380 FlexTester PRO2 Kits .....	15	<b>Encircled Flux (EF) Compliant Sources &amp; Test Kits</b> .....	<b>34</b>
FLX380 FlexTester Complete2 Kits .....	15	Encircled Flux (EF) Compliant Light Sources .....	34
FLX380 LinkMap plus TRM 2.0 Advanced Upgrade Kits .....	15	Encircled Flux (EF) Compliant Test Kits .....	34
FLX380, OFL280, CS260 Series Accessories and Connector Adapters .....	17	Encircled Flux (EF) Reference Grade Test Cords .....	35
OFL280 FlexTester - Multifunction OTDR and Loss Test Set.....	18	Encircled Flux (EF) Modal Conditioners.....	35
OFL280 FlexTester PRO2 Kits .....	18	<b>TRM® 2.0 Test Results Manager</b> .....	<b>36</b>
OFL280 FlexTester Complete2 Kits .....	18	<b>Visual Fault Identifiers</b> .....	<b>36</b>
OFL280 LinkMap plus TRM 2.0 Advanced Upgrade Kits .....	18	MT Tracer (12-fiber VFI and Display) .....	36
CS260-10 FTTx PON Activation and Troubleshooting OTDR.....	20	HiLite and VFI2 Series .....	36
M series Hand-held OTDR with TruEvent™ Technology.....	22	VFI2 and HiLite Accessories .....	37
M series OTDR Base Models and Included Adapters.....	22	<b>Optical Fiber Identifiers</b> .....	<b>37</b>
M series OTDR Accessories and Connector Adapters.....	23	OFI- 200D and OFI-400 Optical Fiber Identifiers .....	37
M series OTDR Kit for Mining .....	23	OFI-BI and OFI-BIPM Optical Fiber Identifiers .....	37
<b>Compact OTDRs</b> .....	<b>24</b>	<b>Optical Attenuator (SVA1)</b> .....	<b>38</b>
M710 OTDR — with TruEvent™ Technology.....	24	SVA1 Accessories and Connector Adapters .....	38
M710 OTDR Accessories .....	25	<b>Fiber Optic Connector Inspection</b> .....	<b>40</b>
M710 OTDR Connector Adapters.....	25	FOCIS Flex Fiber Optic Connector Inspection System .....	40
<b>Certification Products</b> .....	<b>26</b>	FOCIS Flex Connector Inspection Adapter Tips and Accessories.....	40
C840 QUAD Certification Tester .....	26	FOCIS WiFi PRO Fiber Optic Connector Inspection Systems .....	41
C880 QUAD Certification Test Kit .....	26	DFS1 Digital FiberScope .....	42
C840 and C880 Accessories and Connector Adapters .....	26	AFL SimpleView™ Fiber Inspection Software .....	42
<b>FTK PRO Installer Kits</b> .....	<b>27</b>	DFS1 Accessories .....	43
<b>AFL Fiber Splice and Verify Test Kits</b> .....	<b>27</b>		
FTK Splicer/OTDR Test Kits .....	27		
FTK Oil & Gas Combo Kit .....	27		

### Table of Contents

DFS1 Adapter Tips.....	43	CleanConnect 500.....	56
Microscopes for Connectors on Patch Cords (OFS300, VS300) .....	45	Optical Grade Cleaning Wipes .....	56
Low Cost, Basic MTP®/MPO Inspection and Cleaning Kits.....	45	Other Cleaning Supplies.....	56
MPO Upgrade Kits .....	45	<b>Calibration Services .....</b>	<b>57</b>
OFS300 Accessories.....	45	Calibration and Repair Facilities .....	57
VS300 Accessories.....	45	<b>Prepaid Calibration Plans .....</b>	<b>58</b>
<b>AFL's Solutions for OptiTap/OptiTip Connectors Inspection and Cleaning .....</b>	<b>46</b>	Cal Plans.....	58
OptiTip Connectors .....	46	Cal Plus Plans .....	58
OptiTap Connectors .....	46	Cal Plans Ordering (for products covered with (1) one year warranty) ...	58
<b>FTS2 Fiber Optic Talk Sets .....</b>	<b>47</b>	Cal Plans Ordering (for products covered with (5) five years warranty) .	60
FTS Accessories.....	47	<b>Terms and Conditions .....</b>	<b>61</b>
FTS2 Connector Adapters .....	47	<b>LIGHT BRIGADE Training Classes .....</b>	<b>62</b>
<b>Adapter Caps.....</b>	<b>48</b>	Fiber Optics 1-2-3.....	62
Adapter Caps for OPM Ports, OFS300-200, and VS300 .....	48	Advanced Hands-on Training .....	62
FTTx Wavelength Selective Adapter Cap (OPM Series) .....	48	Emergency Restoration .....	63
Adapter Caps for OFS300-200 and VS300 Only .....	48	Fiber Characterization.....	63
<b>Accessories.....</b>	<b>48</b>	FTTx for Installers and Technicians .....	64
Encircled Flux (EF) Modal Conditioners .....	48	FTTx OSP Design .....	64
Multimode Test Jumpers (62.5/125 µm - 2 meters) .....	49	Certified Fiber to the Home Professional .....	65
Single-mode Test Jumpers (9/125 µm - 2 meters).....	49	CFHP Online Training Program.....	65
Bare Fiber Test Accessories .....	49	Fiber Optics for Utilities.....	66
Mating Adapters (Bulkheads) .....	49	Fiber Optics for ITS, Traffic, Fire Alarm, and Communication Systems ...	66
Mandrels for Multimode Link Testing .....	49	Custom Training Classes.....	67
Return Loss Test Sets Accessories.....	49	Fiber Optics for Mining Applications.....	67
Power Supply Cords.....	49	Fiber Optics for Oil & Gas.....	67
Discontinued Products Accessories .....	50	Premises/LAN Installation and Maintenance .....	67
<b>Cleaning Supplies.....</b>	<b>52</b>	Light Bites Online Training Series.....	68
Wall/Rack Mountable Field Portable Cleaning Kits .....	52	Single-mode Technology: Theory and Fibers .....	68
Hard Carry Case Cleaning Kits .....	52	<b>Changes in the current revision, January 2016 .....</b>	<b>69</b>
Field Portable Duffle Bag Cleaning Kits.....	53	New Products and Services .....	69
Cleaning Fluids and CCT Double Ended Cleaning Sticks.....	53	Removed Products.....	70
Cletop Cassette Cleaners .....	54	<b>Changes in the previous revision, October 2015 .....</b>	<b>71</b>
Cletop (ACT) Cleaning Sticks.....	54	New Products and Services .....	71
One-Click Cleaners.....	55	Removed Products.....	72
Cleaning Accessories for Test Kits.....	55		
NEOCLEAN Fiber Connector Cleaning Tools .....	56		
OPTIPOP-C Fiber Connector Cleaning Card.....	56		

## Release Highlights

### ROGUE™ | aeROS™ Test Suite

Only available to customers in North America and Europe!

**NEW**  
aeROS™

#### aeROS — Cloud Workflow Management Solution

aeROS is an open, cloud-based, workflow management platform that is the heart of the solution. It facilitates two-way communication and data exchange from engineering to project management to a technician in the field. aeROS allows project managers to send jobs directly to technicians, defining tests, configurations and criteria as needed. Data is stored immediately and securely in the cloud enabling access to test results when and where needed.

See section "[ROGUE™ | aeROS™ Test Suite](#)" on page 8.

**NEW**



#### ROGUE — Modular Hardware Platform

ROGUE is the modular hardware platform that works seamlessly with aeROS. Like aeROS, it is an open system. By unbundling software and hardware, the ROGUE platform allows you to invest only in the application-specific tests you really need. By pairing ROGUE modules with apps running on a smart device, you can create the test capability that a technician requires for a specific job. AFL's Patent Pending architecture enables technicians to control their test hardware directly from any Android or iOS smart device.

See section "[ROGUE™ | aeROS™ Test Suite](#)" on page 8.

**NEW**



#### ROGUE Modules: OLTS/Certification

Each ROGUE test module uses state-of-the-art technology to produce the most accurate results in the shortest amount of time. Modules contain Bi-directional test ports as well as an optical power meter port and Visual Fault locator.

All Multimode ports are Encircled Flux compliant as required by ANSI/TIA and ISO/IEC.

ROGUE users can easily turn the OLTS solution into a full Tier 1 certifier through a separate certification app.

See section "[ROGUE™ | aeROS™ Test Suite](#)" on page 8.

**NEW**



#### Multi-fiber Switch

AFL's Multi-fiber switch enables the testing of 12 fiber cables without the need to use a breakout cable. The switch allows you to utilize a single piece of test equipment to seamlessly cycle through all of the fibers in a connector regardless of polarity without having to disconnect and reconnect your test equipment making the testing of your network more efficient, saving you both time and money.

See section "[Multi-fiber Switch](#)" on page 9.

## Release Highlights

**NEW**



### FlexScan Pocket-sized OTDR with SmartAuto™ and LinkMap™

Introducing AFL's new FLEXSCAN pocket-sized OTDR! Combining SmartAuto network-optimized event detection and analysis with its intuitive LinkMap view of the tested network, FLEXSCAN enables even novice technicians to quickly and easily troubleshoot or fully characterize optical fiber networks. Available in either 1550 nm or 1310/1550 nm single-mode OTDR configurations, FLEXSCAN includes integrated VFL, optional loss test set (source and power meter), Wi-Fi and Bluetooth® communications.

See section "[FlexScan Pocket-sized OTDR with SmartAuto™ and LinkMap™](#)" on page 12.

**NEW**



### OFI-BI and OFI-BIPM Optical Fiber Identifiers

**Only available to customers in North America, Central America and the Caribbean, China, Vietnam and Malaysia!**

Our full featured OFI includes a touch screen, positive stop trigger and several easy to select options. This identifier can be used with any SM fiber – including bend insensitive fiber, bare fibers, ribbons and up to 3 mm jackets. The –BIPM model adds an integrated optical power meter. These units can also be customized for ONU detection.

See section "[OFI-BI and OFI-BIPM Optical Fiber Identifiers](#)" on page 37.

**NEW**



### M310 OTDR Feature Enrichments

Our popular LinkMap™ feature is now available on M310 OTDR. Along with standard TruEvent, macrobend detection, bi-directional averaging, integrated light source, power meter, and visual fault locator, we are offering the most feature enriched OTDR to date.

See section "[M series Hand-held OTDR with TruEvent™ Technology](#)" on page 22.

### M710 OTDR Feature Enrichments

LinkMap™ feature is now also available on M710 OTDR. Along with standard TruEvent, macrobend detection, bi-directional averaging, integrated power meter, and visual fault locator, this 6.5-inch screen OTDR will bring the most versatile user experience.

See section "[M710 OTDR — with TruEvent™ Technology](#)" on page 24.

# Introducing aeROS™ — ROGUE™ Test Suite



ROGUE Carrier with Module



aeRos — Cloud Workflow Management Solution



Smart Device Apps

## Testing Outside the Box — Building Better Networks

- Open, modular test suite built around the way you work
- aeRos — cloud workflow and data management
- Pair ROGUE modules with smart device apps to create customizable test capabilities

**NEW**

**aeROS™**

Cloud-based Workflow Management Solution



Carrier with Module



ROGUE Carrier



ROGUE OLTS Module



ROGUE Kickstand

## Test Workflow and Data Management Solution

### ROGUE™ | aeRos™ Test Suite

**Only available to customers in North America and Europe!**

ROGUE and aeRos, are a suite of modular test products built completely around the way service providers build, operate, and maintain their networks.

aeRos is an open, cloud-based, workflow management platform that is the heart of the solution. It facilitates two-way communication and data exchange from engineering to project management to a technician in the field. aeRos allows project managers to send jobs directly to technicians, defining tests, configurations and criteria as needed. Throughout the job, managers can monitor a technician's progress and with real-time access to test results, challenges can be addressed immediately avoiding expensive retesting and unnecessary truck rolls. Data is stored immediately and securely in the cloud enabling access to test results when and where needed.

ROGUE is the modular hardware platform that works seamlessly with aeRos. Like aeRos, it is an open system. By unbundling software and hardware, the ROGUE platform allows you to invest only in the application-specific tests you really need. Each clean-slate ROGUE test module uses state-of-the-art technology to produce the most accurate results in the shortest amount of time. By pairing ROGUE modules with apps running on a smart device, you can create the test capability that a technician requires for a specific job. AFL's Patent Pending architecture enables technicians to control their test hardware directly from any Android, IOS, or Windows smart device.

The combination of ROGUE and aeRos provide, unparalleled test time improvement and huge gains in overall setup and reporting efficiency, leading to a dramatic reduction in both CAPEX and OPEX.

#### ROGUE Carrier

AFL NO.	Description	Contains
<b>RG-C01</b>	ROGUE Carrier	(1) ROGUE carrier, (1) battery, (1) power supply, (1) adjustable carry strap
<b>RGA-STND-01</b>	ROGUE Carrier Kickstand	(1) Kickstand

#### ROGUE Turbo OLTS Modules

AFL NO.	Auto Test Wavelengths (nm)				Contains (e.a.)							
					ROGUE Turbo OLTS Modules					Test Port Adapters		
	850	1300	1310	1550	Quad	Single Engine		Dual Engine		OLS		OPM
				MM/SM	MM	SM	MM	SM	SC	SC	LC	
<b>RG-1100-Q01</b>	◆	◆	◆	◆	1					2	1	1
<b>RG-1100-M01</b>	◆	◆				1				1	1	1
<b>RG-1100-M01-D</b>	◆	◆						1		2	1	1
<b>RG-1100-S01</b>			◆	◆			1			1	1	1
<b>RG-1100-S01-D</b>			◆	◆					1	2	1	1

#### ROGUE / aeRos Software Licensing

AFL NO.	Description	Contains
<b>RGL-1100-01</b>	ROGUE Tier 1 Certification License	(1) account
<b>aeRos</b>	aeRos Basic account	(1) account
<b>aeRos-PRO-MTH</b>	aeRos PRO account	(1) account, 30 days
<b>aeRos-PRO-YRL</b>	aeRos PRO account	(1) account, 1 year
<b>aeRos-PRO-LFT</b>	aeRos PRO account	(1) account, lifetime subscription

**\$250**  
Minimum Order



January 15, 2016

#### ROGUE Certification Kits



ROGUE Carry Case

- Each ROGUE Certification kit includes two (2) of each: ROGUE Carrier, battery, adjustable carry strap, power supply, carry case, kickstand.
- Each ROGUE Certification kit also includes kit-specific ROGUE Modules and Certification license(s) (see table below).
- All ROGUE Certification kits include (1) One-Click Cleaner SC/2.5 mm and switchable test port adapters and test accessories (see table below).

AFL NO.	ROGUE Certification Kits	Contains (e.a.)										
		ROGUE Modules			License	Reference Test Cords		Mating Adapters	Test Port Adapters			
		Quad SM/MM	Dual Engine			SM	50 μm MM		OLS	OPM		
			SM	MM					SC	SC	LC	
<b>RGK-CERT01</b>	Quad SM/MM	2			2	2	2	2	2	2	2	
<b>RGK-CERT02</b>	Dual Engine SM and MM		2	2	4	4	4	4	8	4	4	
<b>RGK-CERT03</b>	Dual Engine SM		2		2	4		2	4	2	2	
<b>RGK-CERT04</b>	Dual Engine MM			2	2		4	2	2	2	2	

#### ROGUE MFS Certification Add-on Kits



MFS in Carry Holster

- Each ROGUE MFS (Multi-fiber Switch) Certification Add-on kit include (2) Multi-fiber Switches, (2) 6 in. USB-USB mini cables, (1) One-Click Cleaner MPO, (2) MFS carry holsters, (2) MFS kit carry cases plus test cords and mating adapters (see table below).

AFL NO.	Add-On Kit	Contains (e.a.)			
		12F MFS Switch	Test Cords		MPO-MPO Mating Adapters
			SC-SC, 0.3 m.	12F MPO-MPO, 2 m.	
<b>RGK-MPO-SM-CERT-ADD</b>	SM, SC/UPC-MPO/APC	(2) SM, SC/UPC-MPO/APC	(2) SM	(2) SM, type A unpinned (1) SM, type A pinned (1) SM, type B pinned	(2) key Up / key Down
<b>RGK-MPO-MM-CERT-ADD</b>	MM, SC/UPC-MPO/UPC	(2) MM, SC/UPC-MPO/UPC	(2) MM	(2) OM4, type A unpinned (1) OM4, type A pinned (1) OM4, type B pinned	(2) key Up / key Up (2) key Up / key Down



2 MFS units in Carry Case

#### Multi-fiber Switch

AFL's Multi-fiber Switch enables the testing of 12 fiber cables without the need to use a breakout cable. The switch allows you to utilize a single piece of test equipment to seamlessly cycle through all of the fibers in a connector regardless of polarity without having to disconnect and reconnect your test equipment making the testing of your network more efficient, saving you both time and money.

AFL's Multi-fiber Switch is compatible with your existing OTDR, OLTS and Certification equipment.

Model	Wavelength	Insertion Loss	Optical Return Loss (ORL)	Power
<b>MFS</b>	1310/1550 nm, SM dual-wavelength	2.8 dB typ. – 3.3 dB max.	50 dB	2 x AA or USB
	850/1300 nm, MM dual-wavelength	1.8 dB typ. – 2.3 dB max.	50 dB	2 x AA or USB



MFS- Multi-fiber Switch

AFL NO.	Description
<b>MFS-12-SM-ASC-FR</b>	Multi-fiber Switch, 12 fibers SM, APC–SC, MPO fiber ring (non-pinned), soft case
<b>MFS-12-SM-ASC</b>	Multi-fiber Switch, 12 fibers SM, APC–SC, soft case
<b>MFS-12-SM-USC</b>	Multi-fiber Switch, 12 fibers SM, UPC–SC, soft case
<b>MFS-12-MM-USC</b>	Multi-fiber Switch, 12 fibers MM, UPC–SC, soft case



ROGUE and MFS

**\$250**  
Minimum Order

www.AFLglobal.com or +1 (800) 321-5298, +1 (603) 528-7780

## OTDRs at a Glance (Networks, Applications, Performance)

### OTDR Selection Guide



Model	Point-to-Point Networks/Fiber Type					FTTx PON		OTDR Performance				Integrated Peripherals				Report Gen. TRM 2.0	Inspection	Languages Support <sup>a</sup>
	MMF/SMF		SMF			Dark	Live	Wavelengths (nm)	Dynamic Range (dB)	Dead zone EDZ/ADZ (m)	LinkMap	PON OPM	OLS	OPM	VFL			
	Data Center	LAN	Core	Metro	Access													
<a href="#">M310-20</a>	◆	◆	◆	◆	◆	◆	◆	1310/1550	38/37	0.8/3.5	◆		◆	◆	◆	◆	DFS1	◆
<a href="#">M310-25</a>	◆	◆	◆	◆	◆	◆	◆	850/1300/1310/1550	30/30/38/37	0.8/2.5	◆		◆	◆	◆	◆	DFS1	◆
<a href="#">M210e-20</a>				◆	◆			1310/1550	34/34	1.0/4.0				◆	◆	◆	DFS1	◆
<a href="#">M210e-22</a>		◆						850/1300	28/28	1.0/4.0				◆	◆	◆	DFS1	◆
<a href="#">M210e-25</a>		◆		◆	◆			850/1300/1310/1550	28/28/34/34	1.0/4.0				◆	◆	◆	DFS1	◆
<a href="#">M710-20</a>		◆	◆	◆	◆			1310/1550	40/38	0.8/4				◆	◆	◆	DFS1	◆
<a href="#">M710-21</a>			◆	◆	◆			1310/1550/1625	40/38/38	0.8/4				◆	◆	◆	DFS1	◆
<a href="#">M710-24</a>	◆	◆	◆	◆	◆			850/1300/1310/1550	24/24/39/37	0.8/4	◆			◆	◆	◆	DFS1	◆
<a href="#">M710-40</a>		◆	◆	◆	◆			1310/1550	44/42	0.8/4				◆	◆	◆	DFS1	◆
<a href="#">FS200-50</a>				◆	◆			1550	30	0.8/3.6	◆		◆	◆	◆	◆	FOCIS	◆
<a href="#">FS200-100</a>				◆	◆	◆		1310/1550	32/30	0.8/3.6	◆		◆	◆	◆	◆	FOCIS	◆
<a href="#">FLX380-300</a>			◆	◆	◆	◆		1310/1550	42/42	0.8/2.5	◆		◆	◆	◆	◆	FOCIS	◆
<a href="#">FLX380-302</a>			◆	◆	◆	◆		1310/1490/1550	41/38/41	0.8/2.5	◆		◆	◆	◆	◆	FOCIS	◆
<a href="#">FLX380-303</a>			◆	◆	◆	◆	◆	1310/1550/1625	41/41/38	0.8/2.5	◆		◆	◆	◆	◆	FOCIS	◆
<a href="#">FLX380-304</a>			◆	◆	◆	◆	◆	1310/1550/1650	41/41/38	0.8/2.5	◆	◆	◆	◆	◆	◆	FOCIS	◆
<a href="#">OFL280-100</a>				◆	◆	◆		1310/1550	34/32	0.8/3.5	◆		◆	◆	◆	◆	FOCIS	◆
<a href="#">OFL280-102</a>				◆	◆	◆		1310/1490/1550	34/32/32	0.8/3.5	◆		◆	◆	◆	◆	FOCIS	◆
<a href="#">OFL280-103</a>				◆	◆	◆	◆	1310/1550/1625	34/32/30	0.8/3.5	◆	◆	◆	◆	◆	◆	FOCIS	◆
<a href="#">CS260-10</a>				◆	◆	◆	◆	1625 filtered	35	0.8/3.5	◆	◆			◆	◆	FOCIS	◆

**Note:**

a. For a list of Supported International Languages, see specific product pages.

## INTRODUCING FLEXSCAN OTDR with SmartAuto™ and LinkMap™



### **Pocket-sized, Performance-packed, User-friendly, and Affordable**

- Pocket-sized and rugged — Ideal for field installation and maintenance
- SmartAuto™ OTDR with LinkMap™ — Simplifies test setup and results
- Automated connector inspection with FOCIS Flex — Fast, easy pass/fail analysis

## Hand-held OTDRs/Multifunction Testers

**NEW**



FLEXSCAN OTDR



FLEXSCAN Basic Kit



FLEXSCAN Plus Kit



FLEXSCAN PRO Kit

### FLEXSCAN Pocket-sized OTDR with SmartAuto™ and LinkMap™

Combining SmartAuto™ network-optimized event detection and analysis with its intuitive LinkMap™ view of the tested network, AFL's new FLEXSCAN OTDRs enable even novice technicians to quickly and easily troubleshoot or fully characterize optical fiber networks. FLEXSCAN FS200 is available in 1550 nm only and 1310/1550 nm versions with integrated VFL and two USB ports plus optional source, power meter, Bluetooth® and Wi-Fi communications.

FLEXSCAN are available in three kit configurations: Basic, Plus, and PRO.

- **Basic:** User-selected FlexScan with AC charger, soft carry case, USB cable, TRM® 2.0 Basic and quick reference guide.
- **Plus:** Save over \$300 on Basic Kit plus 150 m fiber ring, One-Click Cleaner and upgrade to TRM 2.0 Advanced.
- **PRO:** Save over \$500 on Basic Kit with FOCIS Flex connector inspection system plus two user-selected inspection adapter tips, 150 m fiber ring, One-Click Cleaner and upgrade to TRM 2.0 Advanced.
- **BI Complete:** Save over \$800 on Complete Kit with OFI-BI bend-insensitive fiber identifier, FOCIS Flex connector inspection system plus two user-selected inspection adapter tips, 150 m fiber ring, One-Click cleaner and upgrade to TRM 2.0 Advanced.
- **BIPM Complete:** Save over \$800 on Complete Kit with OFI-BIPM bend-insensitive fiber identifier with power meter, FOCIS Flex connector inspection system plus two user-selected inspection adapter tips, 150 m fiber ring, One-Click cleaner and upgrade to TRM 2.0 Advanced.

AFL NO.	Kit	OTDR/Source λ (nm)		OLS / OPM	BT / WiFi	FOCIS Flex	OFI-BI	OFI-BIPM	Fiber Ring	One- Click	TRM 2.0	
		1310	1550									
FS200-50-BAS-P0-W0	Basic		◆								Basic	
FS200-50-BAS-P1-W1			◆	◆	◆						Basic	
FS200-100-BAS-P0-W0		◆	◆								Basic	
FS200-100-BAS-P1-W1		◆	◆	◆	◆						Basic	
FS200-50-PLUS-P0-W0	Plus		◆						150 m	◆	Advanced	
FS200-50-PLUS-P1-W1			◆	◆	◆				150 m	◆	Advanced	
FS200-100-PLUS-P0-W0		◆	◆						150 m	◆	Advanced	
FS200-100-PLUS-P1-W1		◆	◆	◆	◆				150 m	◆	Advanced	
FS200-50-PRO-P0-W0	PRO		◆			◆			150 m	◆	Advanced	
FS200-50-PRO-P1-W1			◆	◆	◆	◆			150 m	◆	Advanced	
FS200-100-PRO-P0-W0		◆	◆			◆			150 m	◆	Advanced	
FS200-100-PRO-P1-W1		◆	◆	◆	◆	◆			150 m	◆	Advanced	
FS200-50-BI-P1-W1	BI		◆	◆	◆	◆	◆		150 m	◆	Advanced	
FS200-100-BI-P1-W1	Complete	◆	◆	◆	◆	◆	◆		150 m	◆	Advanced	
FS200-50-BIPM-P1-W1	BIPM		◆	◆	◆	◆		◆	150 m	◆	Advanced	
FS200-100-BIPM-P1-W1	Complete	◆	◆	◆	◆	◆		◆	150 m	◆	Advanced	

**\$250**  
Minimum Order

### FlexScan FS200 Order Entry

FS200-[MOD]-[KIT]-[PW]-[C]-[LNG]-[AC]-[FR]-[TIP] where:

[MOD]	FS200 FLEXSCAN OTDR Configuration
<b>50</b>	1550 nm only Troubleshooting OTDR
<b>100</b>	1310/1550 nm Verification & Troubleshooting OTDR

[KIT]	FS200 FLEXSCAN Kit Configuration
<b>BAS</b>	Basic kit with soft case, TRM 2.0 Basic, USB cable
<b>PLUS</b>	PLUS kit adds 150 m SMF Fiber Ring and One-Click cleaner
<b>PRO</b>	PRO kit adds Fiber Ring, One-Click cleaner, FOCIS Flex
<b>BI</b>	BI Complete kit adds OFI-BI fiber identifier to PRO Kit (requires -P1-W1 option)
<b>BIPM</b>	BIPM Complete kit adds OFI-BIPM fiber identifier with power meter to PRO Kit (requires -P1-W1 option)

[PW]	Power Meter / Wireless option
<b>P0-W0</b>	No Source, Power Meter, or Bluetooth/Wi-Fi
<b>P1-W1</b>	Includes Source, Power Meter, and Bluetooth/Wi-Fi

[C]	OTDR / Source Connector Type
<b>A</b>	APC
<b>U</b>	UPC

[LNG]	Language Option
<b>ENG</b>	English
<b>CHS</b>	Simplified Chinese
<b>DEU</b>	German
<b>FIN</b>	Finnish
<b>FRA</b>	French
<b>ITA</b>	Italian
<b>POL</b>	Polish
<b>SPA</b>	Spanish

[AC]	Destination Country	AC Plugs
<b>US</b>	USA	2-pin, US
<b>EU</b>	European Union	2-pin, EU
<b>UK</b>	United Kingdom	2-pin, UK
<b>CN</b>	China, Australia	2-pin, SAA

[FR]	150 m SMF Fiber Ring
<b>Blank</b>	N/A in Basic kits
<b>SC/SC</b>	FR1-SM-150-SC-SC
<b>SC/FC</b>	FR1-SM-150-SC-FC
<b>SC/LC</b>	FR1-SM-150-SC-LC
<b>SC/ST</b>	FR1-SM-150-SC-ST
<b>SC/ASC</b>	FR1-SM-150-SC-ASC
<b>SC/AFC</b>	FR1-SM-150-SC-AFC
<b>SC/ALC</b>	FR1-SM-150-SC-ALC
<b>LC/LC</b>	FR1-SM-150-LC-LC
<b>LC/ASC</b>	FR1-SM-150-LC-ASC
<b>LC/ALC</b>	FR1-SM-150-LC-ALC

[FR]	150 m SMF Fiber Ring
<b>ASC/FC</b>	FR1-SM-150-ASC-FC
<b>ASC/ST</b>	FR1-SM-150-ASC-ST
<b>ASC/ASC</b>	FR1-SM-150-ASC-ASC
<b>ASC/AFC</b>	FR1-SM-150-ASC-AFC
<b>ASC/ALC</b>	FR1-SM-150-ASC-ALC
<b>ALC/ALC</b>	FR1-SM-150-ALC-ALC
<b>FC/FC</b>	FR1-SM-150-FC-FC
<b>FC/ST</b>	FR1-SM-150-FC-ST
<b>FC/LC</b>	FR1-SM-150-FC-LC
<b>FC/AFC</b>	FR1-SM-150-FC-AFC
<b>AFC/AFC</b>	FR1-SM-150-AFC-AFC

[TIP]	FOCIS Flex Tips & Cleaning (PRO only)
<b>Blank</b>	Option not available in Basic & PLUS kits
<b>SC</b>	SC-UPC bulkhead tip, 2.5 mm UPC ferrule tip, 2.5 mm cleaning
<b>FC</b>	FC-UPC bulkhead tip, 2.5 mm UPC ferrule tip, 2.5 mm cleaning
<b>LC</b>	LC-UPC bulkhead tip, 1.25 mm UPC ferrule tip, 1.25 mm cleaning
<b>ASC</b>	SC-APC bulkhead tip, 2.5 mm APC ferrule tip, 2.5 mm cleaning
<b>AFC</b>	FC-APC bulkhead tip, 2.5 mm APC ferrule tip, 2.5 mm cleaning
<b>ALC</b>	LC-APC bulkhead tip, 1.25 mm APC ferrule tip, 1.25 mm cleaning



Fiber Ring, [page 28](#)



NS Bench Top Model, [page 28](#)



NSR Rack-mountable Model, [page 28](#)

### FlexScan Accessories

AFL NO.	Description	
6000-00-0031MR	Cable, USB-micro B, 5 pin, 6 ft	
4050-00-0931PR	AC adapter 100-240 VAC to 5 VDC (specify [AC] option, see "FlexScan FS200 Order Entry" on page 13 ).	
1400-01-0111PZ	Soft carry case with foam insert	
TRM-00-0920PR	TRM® 2.0 upgrade from Basic to Advanced software	
1400-05-0230PZ	FLEXSCAN wrist strap	
1400-05-0231PZ	FLEXSCAN neck strap, 36"	
<b>Fiber Rings</b>	Coiled lengths of multimode or single-mode fiber packaged in compact rings for use as OTDR test cords	See <a href="#">page 28</a>
<b>Network Simulators</b>	Custom-designed bench top or rack mountable boxes intended to duplicate installed fiber optic networks	See <a href="#">page 28</a>

**Note:** Did you know free software updates for your OTDR are available for download on the [www.AFLglobal.com](http://www.AFLglobal.com) -> Resources -> Software web page?

### FlexScan Connector Adapters

AFL NO.	Description	
2900-50-0002MR	FC adapter for OTDR/OLS port	
2900-50-0003MR	SC adapter for OTDR/OLS port	
2900-50-0004MR	ST adapter for OTDR/OLS port	
2900-50-0006MR	LC adapter for OTDR/OLS port	
2900-52-0001MR	FC adapter for OPM port	
2900-52-0002MR	SC adapter for OPM port	
2900-52-0003MR	ST adapter for OPM port	
2900-52-0004MR	LC adapter for OPM port	
2900-52-0005MR	2.5 mm Universal adapter for OPM port	
2900-52-0006MR	1.25 mm Universal adapter for OPM port	
2900-53-0001MR	2.5 mm Universal adapter for VFL port	
2900-53-0002MR	1.25 mm Universal adapter for VFL port	

January 15, 2016



FLX380 with LinkMap Software Upgrade



FLX380 Basic Kit



FlexTester PRO2 and Complete2 Kits include FOCIS Flex Inspection

## FLX380 FlexTester - High-performance OTDR/Multifunction Tester

The AFL FLX380 FlexTester is the world's smallest, lightest, most complete single mode fiber optic test set. It combines high-performance, multi-wavelength OTDR/PON OTDR, Source, Power Meter, VFL and PON Power Meter in a rugged, hand-held package. FlexTesters offer best-in-class dead zones, easy to interpret LinkMap and pass/fail screens as well as unique ServiceSafe® and Wave ID features. Combine these valuable features with its full complement of test functions and the FlexTester provides unsurpassed value that is so easy to use.

Each FLX380 FlexTester comes with a carry case, (1) SC and (1) FC adapter for the OTDR/OLS port, (1) 2.5 mm Universal adapter for the OPM port, (1) 2.5 mm Universal adapter for the VFL port, One-Click Cleaner SC/ST/FC (2.5 mm), USB cable (connects with type A USB port on a PC), TRM® 2.0 Test Results Manager trace analysis and reporting PC software (Basic License), and AC power adapter (specify power cord, see [page 49](#), Table 1).

AFL NO.	OTDR/Source Wavelength (nm)					Dynamic Range (dB)	Dead Zone EDZ/ADZ (m)	Integrated Capability				
	1310	1490	1550	1625	1650			VFL	Wave ID Power Meter	Wave ID Source	PON Power Meter	Live PON OTDR
FLX380-300	◆		◆			42/42	0.8/2.5	◆	◆	◆		
FLX380-302	◆	◆	◆			41/38/41	0.8/2.5	◆	◆	◆		
FLX380-303	◆		◆	◆		41/41/38	0.8/2.5	◆	◆	◆	◆	◆
FLX380-304	◆		◆		◆	41/41/38	0.8/2.5	◆	◆	◆	◆	◆

### FLX380 FlexTester PRO2 Kits

#### FlexTester with FOCIS Flex Connector Inspection and Cleaning.

Each FLX380 FlexTester PRO2 Kit includes user-selected FLX380-30x FlexTester with LinkMap, FOCIS Flex connector inspection with IEC pass/fail analysis, UPC or APC inspection adapter tips, cleaning supplies, and standard FlexTester accessories conveniently packaged in a rugged, waterproof hard carry case.

### FLX380 FlexTester Complete2 Kits

#### Everything you need for complete optical network verification and troubleshooting at significant savings!

Each FLX380 FlexTester Complete2 Kit includes user-selected FLX380-30x FlexTester with LinkMap, FOCIS Flex connector inspection with IEC pass/fail analysis, UPC or APC inspection adapter tips, optical fiber identifier (OFI), 150 m fiber ring, cleaning supplies, and standard FlexTester accessories conveniently packaged in a rugged, waterproof hard carry case. For OFI-BI or OFI-BIPM in place of OFI-200D or OFI-400, select the appropriate BI or BIPM Kit.

### FLX380 LinkMap plus TRM 2.0 Advanced Upgrade Kits

Using the FLX380's new LinkMap capability, even novice users can troubleshoot optical networks like a pro! LinkMap interprets the tested network and presents an icon-based view of network elements clearly identifying fiber start, end, connectors, splices, splitters, and macrobends. Loss and reflectance of network elements is compared to user-settable pass/fail thresholds and displayed with clear pass/fail indications. Users can instantly toggle between LinkMap and Trace view at the press of a button. FlexTester OTDRs also provide a Link Summary showing end-to-end link length, loss, loss/distance and ORL.

AFL NO.	Description
FLX380-1XX-LM	FLX380-100 Series LinkMap upgrade with Pass/Fail on USB, plus TRM 2.0 Advanced upgrade CD
FLX380-3XX-LM	FLX380-300 Series LinkMap upgrade with Pass/Fail on USB, plus TRM 2.0 Advanced upgrade CD
FLX380-1XX-LM-EML	FLX380-100 Series LinkMap upgrade with Pass/Fail, plus TRM 2.0 Advanced upgrade, Email delivery
FLX380-3XX-LM-EML	FLX380-300 Series LinkMap upgrade with Pass/Fail, plus TRM 2.0 Advanced upgrade, Email delivery

**\$250**  
Minimum Order

[www.AFLglobal.com](http://www.AFLglobal.com) or +1 (800) 321-5298, +1 (603) 528-7780

### FLX380 FlexTester Series Order Entry

Order Entry Format including Options	Kit Configuration
FLX380-3xx[C]-[LNG]-[AC]	FLX380-3xx Basic Kit
FLX380-3xx[C]-LM-[LNG]-[AC]	FLX380-3xx Basic Kit with LinkMap™ Upgrade with Pass/Fail plus TRM® 2.0 Advanced
FLX380-3xx[C]-PRO2-[LNG]-[AC]-[TIP]-[FR]	FLX380-3xx PRO2 Kit (with FOCIS Flex, fiber ring and cleaning supplies)
FLX380-3xx[C]-CMP2-[LNG]-[AC]-[TIP]-[FR]-[OFI]	FLX380-3xx Complete2 Kit (with FOCIS Flex, OFI choice, fiber ring and cleaning supplies)
FLX380-3xx[C]-CMP2-BI-[LNG]-[AC]-[TIP]-[FR]	FLX380-3xx Complete2 Kit (with FOCIS Flex, OFI-BI, fiber ring and cleaning supplies)
FLX380-3xx[C]-CMP2-BIPM-[LNG]-[AC]-[TIP]-[FR]	FLX380-3xx Complete2 Kit (with FOCIS Flex, OFI-BIPM, fiber ring and cleaning supplies)

#### Select FLX380 Model and Options:

3xx	FLX380 FlexTester Model
300	FLX380-300 (1310/1550)
302	FLX380-302 (1310/1490/1550)
303	FLX380-303 (1310/1550/1625F)
304	FLX380-304 (1310/1550/1650F)

[C]	OTDR/Source Connector Type
U	UPC
A	APC

[LNG]	Language Option
ENG	English
CHS	Simplified Chinese
CHT	Traditional Chinese
DEU	German
FRA	French
ITA	Italian

[LNG]	Language Option
JPN	Japanese
KOR	Korean
POL	Polish
POR	Portuguese
SPA	Spanish
TUR	Turkish

[AC]	Destination Country	AC Plugs	
		FlexTester	FOCIS Flex
US	USA	3-wire, 115V, Type K	2-pin, US
EU	European Union	3-wire, 250V, Type B	2-pin, EU
UK	United Kingdom	3-wire, 250V, Type D	3-pin, UK
CN	China, Australia	3-wire, 250V, Type C	2-pin, CN
DK	Denmark	3-wire, 250V, Type E	2-pin, EU
JP	Japan	3-wire, 125V, Type M	2-pin, US
CH	Switzerland	3-wire, 250V, Type L	2-pin, EU
IT	Italy	3-wire, 250V, Type I	2-pin, EU
IL	Israel	3-wire, 250V, Type H	Select (US, EU, UK)
IN	India	3-wire, 250V, Type G	Select (US, EU, UK)

#### Select FLX380 PRO2, CMP2 Kit Options:

[TIP]	FOCIS Flex Tips & Cleaning (PRO2 and CMP2 kits only)
Blank	Option not available in standard soft case, PRO and CMP kits
SC	SC-UPC bulkhead tip, 2.5 mm UPC ferrule tip, 2.5 mm cleaning
FC	FC-UPC bulkhead tip, 2.5 mm UPC ferrule tip, 2.5 mm cleaning
LC	LC-UPC bulkhead tip, 1.25 mm UPC ferrule tip, 1.25 mm cleaning
ASC	SC-APC bulkhead tip, 2.5 mm APC ferrule tip, 2.5 mm cleaning
AFC	FC-APC bulkhead tip, 2.5 mm APC ferrule tip, 2.5 mm cleaning
ALC	LC-APC bulkhead tip, 1.25 mm APC ferrule tip, 1.25 mm cleaning

[FR]	150 m SMF Fiber Ring
Blank	N/A in PRO kits
SC/SC	FR1-SM-150-SC-SC
SC/FC	FR1-SM-150-SC-FC
SC/LC	FR1-SM-150-SC-LC
SC/ST	FR1-SM-150-SC-ST
SC/ASC	FR1-SM-150-SC-ASC
SC/AFC	FR1-SM-150-SC-AFC
SC/ALC	FR1-SM-150-SC-ALC
LC/LC	FR1-SM-150-LC-LC
LC/ASC	FR1-SM-150-LC-ASC
LC/ALC	FR1-SM-150-LC-ALC

[FR]	150 m SMF Fiber Ring
ASC/FC	FR1-SM-150-ASC-FC
ASC/ST	FR1-SM-150-ASC-ST
ASC/ASC	FR1-SM-150-ASC-ASC
ASC/AFC	FR1-SM-150-ASC-AFC
ASC/ALC	FR1-SM-150-ASC-ALC
ALC/ALC	FR1-SM-150-ALC-ALC
FC/FC	FR1-SM-150-FC-FC
FC/ST	FR1-SM-150-FC-ST
FC/LC	FR1-SM-150-FC-LC
FC/AFC	FR1-SM-150-FC-AFC
AFC/AFC	FR1-SM-150-AFC-AFC

[OFI]	Optical Fiber Identifier Option Description (CMP2 kit only)
Blank	Option only available in CMP2 kit
200D	OFI-200D - Jacketed & buffered fiber; 2 kHz only
400	OFI-400 - Jacketed & buffered fiber; power & tone display
400C	OFI-400C - Jacketed fiber only OFI-400
400HP	OFI-400HP - High-power OFI-400
FTTx	OFI-FTTx - Active ONT Detector (FTTx PON systems)





Fiber Ring, [page 28](#)



NS Bench Top Model, [page 28](#)



NSR Rack-mountable Model, [page 28](#)

## FLX380, OFL280, CS260 Series Accessories and Connector Adapters

### Accessories

AFL NO.	Description	
6000-00-0024MR	Cable, USB-MINI B (connect to PC)	
4050-00-0123PR	Vehicle charger/supply, 15 V, 5.0 A, 75 W	
4050-00-0927PR	AC adapter 100-240 VAC to 15 VDC (specify power cord, see <a href="#">page 49</a> , Table 1)	
4050-30-0005MR	Li-Ion battery charger 90-260 VAC (specify power cord, see <a href="#">page 49</a> – Table 2)	
3900-05-0003ME	Li-Ion battery pack	
1400-01-0045	Soft carry case	
1400-01-0119PZ	Hard carry case: accepts FlexTester, FOCIS Flex, OFI200/400 plus accessories	
1400-01-0120PZ	Hard carry case: accepts FlexTester, FOCIS Flex, OFI-BI/BIPM plus accessories	
TRM-00-0920PR	TRM® 2.0 upgrade from Basic to Advanced software	
<b>Fiber Rings</b>	Coiled lengths of multimode or single-mode fiber packaged in compact rings for use as OTDR test cords	See <a href="#">page 28</a>
<b>Network Simulators</b>	Custom-designed bench top or rack mountable boxes intended to duplicate installed fiber optic networks	See <a href="#">page 28</a>

**Note:** Did you know free software updates for your OTDR are available for download on the [www.AFLglobal.com](http://www.AFLglobal.com) → Resources → Software web page?

### Connector Adapters

AFL NO.	Description	
2900-50-0002MR	FC adapter for OTDR/OLS port	
2900-50-0003MR	SC adapter for OTDR/OLS port	
2900-50-0004MR	ST adapter for OTDR/OLS port	
2900-50-0006MR	LC adapter for OTDR/OLS port	
2900-52-0001MR	FC adapter for OPM port	
2900-52-0002MR	SC adapter for OPM port	
2900-52-0003MR	ST adapter for OPM port	
2900-52-0004MR	LC adapter for OPM port	
2900-52-0005MR	2.5 mm Universal adapter for OPM port	
2900-52-0006MR	1.25 mm Universal adapter for OPM port	
2900-53-0001MR	2.5 mm Universal adapter for VFL port	
2900-53-0002MR	1.25 mm Universal adapter for VFL port	
8800-00-0072PR	Universal flip-top dust cap for UCI outputs	

January 15, 2016



OFL280 with LinkMap Software Upgrade



OFL280 Basic Kit



FlexTester PRO2 and Complete2 Kits include FOCIS Flex Inspection

## OFL280 FlexTester - Multifunction OTDR and Loss Test Set

The AFL OFL280-10x FlexTester family offers an unmatched combination of optical fiber test functions, ease-of-use, portability, and value. All OFL280 FlexTester models include an OTDR with PON-optimized and standard test modes, optical power meter, 1310/1550 nm laser source, and visual fault locator.

With new LinkMap, pass/fail analysis, macro-bend and splitter detection, launch quality check, plus AFL's unique ServiceSafe and Wave ID features, OFL280 FlexTesters enable even novice users to troubleshoot like pros.

OFL280 hand-held FlexTester comes with a carry case, (1) SC & (1) FC adapter for the OTDR/OLS port, (1) 2.5 mm Universal adapter for the OPM port, (1) 2.5 mm Universal adapter for the VFL port, One-Click Cleaner SC/ST/FC (2.5 mm), USB cable (connects with type A USB port on a PC), TRM® 2.0 Test Results Manager trace analysis and reporting PC software (basic license), and AC power adapter (specify power cord, see [page 49](#), Table 1).

AFL NO.	OTDR/Source Wavelength (nm)				Dynamic Range (dB)	Dead Zone EDZ/ADZ (m)	Integrated Capability				
	1310	1490	1550	1625			VFL	Wave ID Power Meter	Wave ID Source	PON Power Meter	Live Fiber OTDR
OFL280-100	◆		◆		34/32	0.8/3.5	◆	◆	◆		
OFL280-102	◆	◆	◆		34/32/32	0.8/3.5	◆	◆	◆		
OFL280-103	◆		◆	◆	34/32/30	0.8/3.5	◆	◆	◆	◆	◆

### OFL280 FlexTester PRO2 Kits

#### FlexTester with FOCIS Flex Connector Inspection and Cleaning.

Each OFL280 FlexTester PRO2 Kit includes user-selected OFL280-10x FlexTester with LinkMap, FOCIS Flex connector inspection with IEC pass/fail analysis, UPC or APC inspection adapter tips, cleaning supplies, and standard FlexTester accessories conveniently packaged in a rugged, waterproof hard carry case.

### OFL280 FlexTester Complete2 Kits

#### Everything you need for complete optical network verification and troubleshooting at significant savings!

Each OFL280 FlexTester Complete2 Kit includes user-selected OFL280-10x FlexTester with LinkMap, FOCIS Flex connector inspection with IEC pass/fail analysis, UPC or APC inspection adapter tips, optical fiber identifier (OFI), 150 m fiber ring, cleaning supplies, and standard FlexTester accessories conveniently packaged in a rugged, waterproof hard carry case. For OFI-BI or OFI-BIPM in place of OFI-200D or OFI-400, select the appropriate BI or BIPM Kit.

### OFL280 LinkMap plus TRM 2.0 Advanced Upgrade Kits

Using the OFL280's new LinkMap capability, even novice users can troubleshoot optical networks like a pro! LinkMap interprets the tested network and presents an icon-based view of network elements clearly identifying fiber start, end, connectors, splices, splitters, and macro-bends. Loss and reflectance of network elements is compared to user-settable pass/fail thresholds and displayed with clear pass/fail indications. Users can instantly toggle between LinkMap and Trace view at the press of a button. OFL280s also provide a Link Summary showing end-to-end link length, loss, loss/distance and ORL.

AFL NO.	Description
OFL280-XXX-LM	OFL280 - Series LinkMap upgrade with Pass/Fail on USB, plus TRM 2.0 Advanced upgrade CD
OFL280-XXX-LM-EML	OFL280 - Series LinkMap upgrade with Pass/Fail, plus TRM 2.0 Advanced upgrade, Email delivery

**\$250**  
Minimum Order

www.AFLglobal.com or +1 (800) 321-5298, +1 (603) 528-7780

### OFL280 FlexTester Series Order Entry

Order Entry Format including Options	Kit Configuration
OFL280-1xx[C]-[LNG]-[AC]	OFL280-1xx Basic Kit
OFL280-1xx[C]-LM-[LNG]-[AC]	OFL280-1xx Basic Kit with LinkMap™ Upgrade with Pass/Fail plus TRM® 2.0 Advanced
OFL280-1xx[C]-PRO2-[LNG]-[AC]-[TIP]-[FR]	OFL280-1xx PRO2 Kit (with FOCIS Flex, fiber ring, cleaning supplies)
OFL280-1xx[C]-CMP2-[LNG]-[AC]-[TIP]-[FR]-[OFI]	OFL280-1xx Complete2 Kit (with FOCIS Flex, OFI choice, fiber ring, cleaning supplies)
OFL280-1xx[C]-CMP2-BI-[LNG]-[AC]-[TIP]-[FR]	OFL280-1xx Complete2 Kit (with FOCIS Flex, OFI-BI, fiber ring and cleaning supplies)
OFL280-1xx[C]-CMP2-BIPM-[LNG]-[AC]-[TIP]-[FR]	OFL280-1xx Complete2 Kit (with FOCIS Flex, OFI-BIPM, fiber ring and cleaning supplies)

#### Select OFL280 Model and Options:

1xx	FLX380 FlexTester Model
100	OFL280-100 (1310/1550)
102	OFL280-102 (1310/1490/1550)
103	OFL280-103 (1310/1550/1625F)

[C]	OTDR/Source Connector Type
U	UPC
A	APC

[LNG]	Language Option
ENG	English
CHS	Simplified Chinese
CHT	Traditional Chinese
DEU	German
FRA	French
ITA	Italian

[LNG]	Language Option
JPN	Japanese
KOR	Korean
POL	Polish
POR	Portuguese
SPA	Spanish
TUR	Turkish

[AC]	Destination Country	AC Plugs	
		FlexTester	FOCIS Flex
US	USA	3-wire, 115V, Type K	2-pin, US
EU	European Union	3-wire, 250V, Type B	2-pin, EU
UK	United Kingdom	3-wire, 250V, Type D	3-pin, UK
CN	China, Australia	3-wi18e, 250V, Type C	2-pin, CN
DK	Denmark	3-wire, 250V, Type E	2-pin, EU
JP	Japan	3-wire, 125V, Type M	2-pin, US
CH	Switzerland	3-wire, 250V, Type L	2-pin, EU
IT	Italy	3-wire, 250V, Type I	2-pin, EU
IL	Israel	3-wire, 250V, Type H	Select (US, EU, UK)
IN	India	3-wire, 250V, Type G	Select (US, EU, UK)

#### Select OFL280 PRO2, CMP2 Kit Options:

[FR]	150 m SMF Fiber Ring
Blank	N/A in PRO kits
SC/SC	FR1-SM-150-SC-SC
SC/FC	FR1-SM-150-SC-FC
SC/LC	FR1-SM-150-SC-LC
SC/ST	FR1-SM-150-SC-ST
SC/ASC	FR1-SM-150-SC-ASC
SC/AFC	FR1-SM-150-SC-AFC
SC/ALC	FR1-SM-150-SC-ALC
LC/LC	FR1-SM-150-LC-LC
LC/ASC	FR1-SM-150-LC-ASC
LC/ALC	FR1-SM-150-LC-ALC

[FR]	150 m SMF Fiber Ring
ASC/FC	FR1-SM-150-ASC-FC
ASC/ST	FR1-SM-150-ASC-ST
ASC/ASC	FR1-SM-150-ASC-ASC
ASC/AFC	FR1-SM-150-ASC-AFC
ASC/ALC	FR1-SM-150-ASC-ALC
ALC/ALC	FR1-SM-150-ALC-ALC
FC/FC	FR1-SM-150-FC-FC
FC/ST	FR1-SM-150-FC-ST
FC/LC	FR1-SM-150-FC-LC
FC/AFC	FR1-SM-150-FC-AFC
AFC/AFC	FR1-SM-150-AFC-AFC

[TIP]	FOCIS Flex Tips & Cleaning (PRO2 and CMP2 kits only)
Blank	Option not available in standard soft case, PRO and CMP kits
SC	SC-UPC bulkhead tip, 2.5 mm UPC ferrule tip, 2.5 mm cleaning
FC	FC-UPC bulkhead tip, 2.5 mm UPC ferrule tip, 2.5 mm cleaning
LC	LC-UPC bulkhead tip, 1.25 mm UPC ferrule tip, 1.25 mm cleaning
ASC	SC-APC bulkhead tip, 2.5 mm APC ferrule tip, 2.5 mm cleaning
AFC	FC-APC bulkhead tip, 2.5 mm APC ferrule tip, 2.5 mm cleaning
ALC	LC-APC bulkhead tip, 1.25 mm APC ferrule tip, 1.25 mm cleaning

[OFI]	Optical Fiber Identifier Option Description (CMP2 kit only)
Blank	Option only available in CMP2 kit
200D	OFI-200D - Jacketed & buffered fiber; 2 kHz only
400	OFI-400 - Jacketed & buffered fiber; power & tone display
400C	OFI-400C - Jacketed fiber only OFI-400
400HP	OFI-400HP - High-power OFI-400
FTTx	OFI-FTTx - Active ONT Detector (FTTx PON systems)

For OFL280 FlexTester Accessories and Connector Adapters, see section "FLX380, OFL280, CS260 Series Accessories and Connector Adapters" on page 17.

**\$250**  
Minimum Order

January 15, 2016



CS260-10



CS260-10 kit

### CS260-10 FTTx PON Activation and Troubleshooting OTDR

CS260-10 FTTx PON Activation and Troubleshooting OTDRs enable cost-effective troubleshooting of FTTx PONs and point-to-point metro/access networks. The CS260-10's 1625 nm Live PON OTDR provides 35 dB dynamic range, best-in-class 0.8 3.5 m event and attenuation dead zones, integrated PON power meter plus Visual Fault Locator (VFL).

Model	OTDR Wavelength (nm)	Dynamic Range (dB)	Emitter Type <sup>a</sup>	Power	Color Display	Integrated		Trace Storage	
	1625					VFL	PON Meter	Storage Medium	Transfer to PC
CS260-10	◆	35	Laser	Li-Ion, AC	¼ VGA	◆	◆	Internal >1000	USB

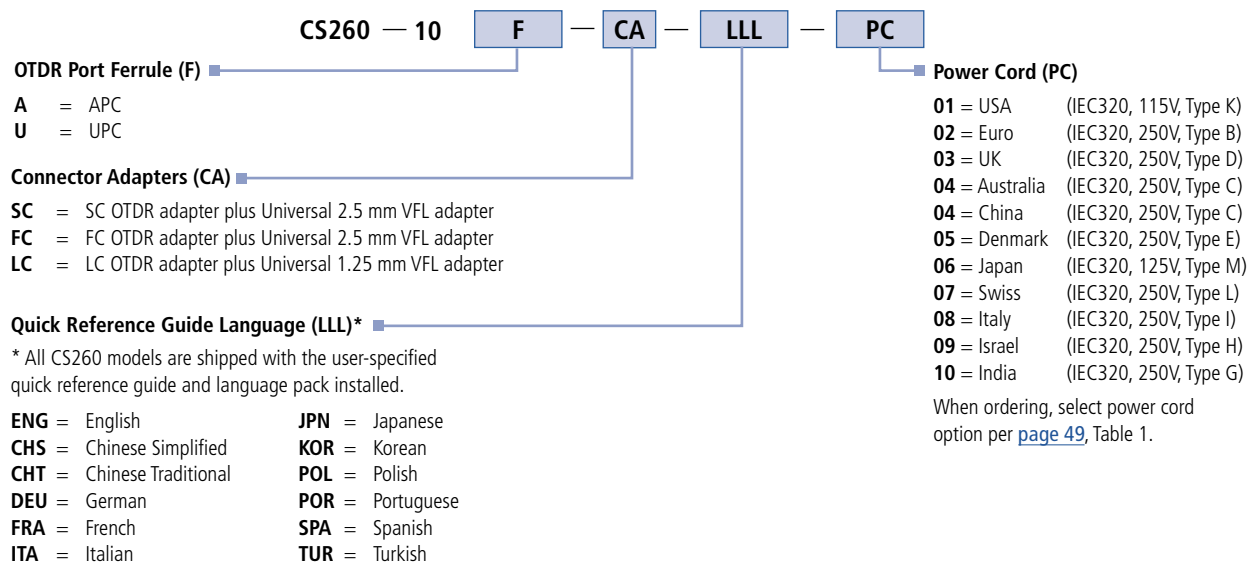
**Notes:**

a. Safety: Class I FDA 21 CFR 1040.10 and 1040.11, IEC 60825-1: 2007-03.

The CS260 OTDR comes with a soft carry case, user-specified connector adapters for OTDR and VFL ports, USB cable (connects with Type A USB port on your PC), AC power adapter with a country-specific power cord, rechargeable replaceable Li-Ion battery, and TRM® 2.0 Test Results Manager trace analysis and reporting PC software (Basic License).

When placing an order, select options as follows: OTDR port ferrule type (F), connector adapter (CA), Language Pack (LLL)\*, country-specific Power Cord (PC).

Example: CS260-10U-SC-ENG-01 indicates a CS260-10, 1625 nm Live PON OTDR with UPC port ferrule, SC OTDR connector adapter, 2.5 mm Universal VFL adapter, English/Euro language pack, quick reference guide in English, and US power cord.



For CS260-10 FlexTester Accessories and Connector Adapters, see section "FLX380, OFL280, CS260 Series Accessories and Connector Adapters" on page 17.

**\$250**  
Minimum Order

# M310 and M710 OTDR with LinkMap™

## Simplify network troubleshooting



### **LinkMap: Visualize your network!**

- With LinkMap, even novices can troubleshoot like pros!
- Color-coded icons indicate passing/failing splices, connectors, macro-bends or breaks.
- Apply user-definable pass/fail limits.
- Industry leading TruEvent™ analysis

January 15, 2016



M310



M210e



M series with DFS1

## M series Hand-held OTDR with TruEvent™ Technology

The M series OTDR has TruEvent Technology – software that was specifically designed to assure accurate reporting of loss events in these networks. TruEvent is a product of extensive research into the things that cause optical loss in a network – connectors, splices and macro/microbends and provides an unmatched level of accuracy and reliability in field test equipment. Combine TruEvent with short dead zone accuracy and the M series OTDR is THE solution for testing Data Center networks. Rugged and lightweight, the M series OTDR has a Touch and Test® user interface that makes it easy for experts or novices to test and document fiber networks accurately and quickly.

- M310 Models with LinkMap™ Feature:** LinkMap with Pass/Fail enables even novice users to easily and accurately troubleshoot optical networks. LinkMap presents an icon-based view of the tested network clearly identifying fiber start, end, connectors, splices and macro-bends. A LinkMap Summary provides end-to-end link length, loss, and ORL. Loss and reflectance of detected events is compared to industry-standard or user-settable pass/fail thresholds and displayed with clear pass/fail indications. With an integrated optical light source, optical power meter and visual fault locator at NO extra cost, the M310 provides a complete Tier 1 and Tier 2 test solution. Using pre-set Industry ISO/TIA standards or user set Pass/Fail thresholds, technicians are provided with the right information about the magnitude and location of failures – saving valuable troubleshooting time. The M310 single-mode and QUAD models come standard with an Advanced Analysis software option that includes macro/microbend detection and bi-directional trace analysis.
- The M210e Models** provide an alternative choice without optical light source, Advanced Analysis, and LinkMap feature.

## M series OTDR Base Models and Included Adapters

Model	Wavelengths (nm)				Emitter Type <sup>a</sup>	OTDR Performance		Adapters		Power	Internal / USB Trace Storage
	850	1300	1310	1550		Dynamic Range (dB)	LinkMap	OTDR Port	OPM Port		
M310-20			◆	◆	Laser	38/37	◆	SC, LC	SC, 2.5 & 1.25 mm	Li-Ion, AC	◆
M310-25	◆	◆	◆	◆	Laser	30/30/38/37	◆	(2) SC, LC, ST	SC, 2.5 & 1.25 mm	Li-Ion, AC	◆
M210e-20			◆	◆	Laser	34/34		SC, LC	SC, 2.5 & 1.25 mm	Li-Ion, AC	◆
M210e-22	◆	◆			Laser	28/28		SC, ST	SC, 2.5 & 1.25 mm	Li-Ion, AC	◆
M210e-25	◆	◆	◆	◆	Laser	28/28/34/34		(2) SC, LC, ST	SC, 2.5 & 1.25 mm	Li-Ion, AC	◆

### Notes:

a. Safety: Class I FDA 21 CFR 1040.10 and 1040.11, IEC 60825-1: 2007-03.

## Ordering Information

M310 or M210e – **NN** **P** – **01** – **HC** **O** – **LLL** – **PC**

### Optical Configuration (NN)

- 20 = 1310/1550 nm SM
- 22 = 850/1300 nm MM
- 25 = 850/1300 nm MM and 1310/1550 nm SM

### Packaging option (P)

- U = Unit
- K = Kit

### Hard Case option (HC)

Select (HC) only if ordering hard carry case

### Additional Option

Absent = No additional hardware

- 1 = DFS1
- 2 = DFS1 and OLS

### Language (LLL)\*

\*Specify Language for OTDR Quick Reference Guide

- ENG = English
- CHS = Chinese Simplified
- CHT = Chinese Traditional
- DEU = German
- FRA = French
- ITA = Italian
- JPN = Japanese
- POL = Polish
- POR = Portuguese
- SPA = Spanish
- TUR = Turkish

### Power Cord (PC)

- 01 = USA (IEC320, 115V, Type K)
- 02 = Euro (IEC320, 250V, Type B)
- 03 = UK (IEC320, 250V, Type D)
- 04 = Australia (IEC320, 250V, Type C)
- 04 = China (IEC320, 250V, Type C)
- 05 = Denmark (IEC320, 250V, Type E)
- 06 = Japan (IEC320, 125V, Type M)
- 07 = Swiss (IEC320, 250V, Type L)
- 08 = Italy (IEC320, 250V, Type I)
- 09 = Israel (IEC320, 250V, Type H)
- 10 = India (IEC320, 250V, Type G)

### Example: M310-20K-01-HC2-ENG-10

This order is for the M310 single-mode OTDR with 1310/1550 optical configuration. It's a kit with hard carry case, DFS1, and OLS. DFS1 and OLS are additional hardware. Its quick reference guide is in English and it comes with a power cord suitable for India. For your ordering convenience, see "M series Ordering Information Table" on page 23.

**\$250**  
Minimum Order

www.AFLglobal.com or +1 (800) 321-5298, +1 (603) 528-7780

#### M series Ordering Information Table

AFL NO. <sup>a, c</sup>	Integrated Option			Additional Option		Case Option	
	VFL	OPM	OLS	DFS1	OLS	Hard	Soft
M310-20U-01	◆	◆	◆				◆
M310-25U-01	◆	◆	◆				◆
M310-20U-01-HC	◆	◆	◆			◆	
M310-25U-01-HC	◆	◆	◆			◆	
M310-20K-01-HC1 <sup>b</sup>	◆	◆	◆	◆		◆	
M310-25K-01-HC1 <sup>b</sup>	◆	◆	◆	◆		◆	
M310-20K-01-HC2 <sup>b</sup>	◆	◆	◆	◆	OLS2-DUAL	◆	
M310-25K-01-HC2 <sup>b</sup>	◆	◆	◆	◆	OLS4	◆	
M210e-20U-01	◆	◆					◆
M210e-22U-01	◆	◆					◆
M210e-25U-01	◆	◆					◆
M210e-20U-01-HC	◆	◆				◆	
M210e-22U-01-HC	◆	◆				◆	
M210e-25U-01-HC	◆	◆				◆	
M210e-25K-01-HC1 <sup>b</sup>	◆	◆		◆		◆	
M210e-25K-01-HC2 <sup>c</sup>	◆	◆		◆	OLS4	◆	

**Notes:**

- a. Specify Language for OTDR Quick Reference Guide: English, Chinese Simplified, Chinese Traditional, German, French, Italian, Polish, Portuguese, Spanish, Turkish, and Japanese.
- b. When ordering HC1 or HC2 kits, specify DFS1 model. The DFS1 FiberScope kit is available as either PC/UPC (DFS1-00-04XU model) or APC inspection kit (DFS1-004XA model).
- c. Specify Language for OTDR operating environment: English, Chinese (Simplified and Traditional), and Japanese.

#### M series OTDR Accessories and Connector Adapters

AFL NO.	Description
DFS1-00-xxxx	DFS1 USB Digital FiberScope kits. See <a href="#">page 42</a> .
4050-00-0122PR	Vehicle charger/supply, 18 V, 6.7 A, 120 W
1400-01-0075PZ	Hard carry case for M series OTDR with 6 compartment connector case
3900-05-0001PE	Li-Ion battery
4050-00-0918PR	AC adapter 100-240 VAC to 18 VDC, (specify power cord, see <a href="#">page 49</a> , Table 1)
6000-00-0024MR	Cable, USB-MINI B (connect to PC)
TRM-00-0920PR	TRM <sup>®</sup> 2.0 upgrade from Basic to Advanced software
2900-50-0002MR	FC adapter for OTDR port
2900-50-0003MR	SC adapter for OTDR port
2900-50-0004MR	ST adapter for OTDR port

AFL NO.	Description
2900-50-0006MR	LC adapter for OTDR port
2900-52-0001MR	FC adapter for OPM port
2900-52-0002MR	SC adapter for OPM port
2900-52-0003MR	ST adapter for OPM port
2900-52-0004MR	LC adapter for OPM port
2900-52-0005MR	2.5 mm Universal adapter for OPM port
2900-52-0006MR	1.25 mm Universal adapter for OPM port
2900-50-0007MR	2.5 mm Universal for VFL port
2900-50-0010MR	1.25 mm Universal for VFL port
8800-00-0072PR	Universal flip-top dust cap for UCI outputs

**Note:** Did you know free software updates for your OTDR are available for download on the [www.AFLglobal.com](http://www.AFLglobal.com) -> [Resources](#) -> [Software](#) web page?



M210e OTDR Mining Test and Inspection Kits

#### M series OTDR Kit for Mining

AFL NO.	Description
M210E-MNG	(1) M210e QUAD OTDR, (1) VS300 scope, (1) CleanConnect 500, (1) One-Click Cleaner SC/ST/FC, (2) SC-ST fiber rings SM, (2) SC-ST fiber rings MM 62.5 µm, (2) ST/SC mating adapters

**\$250**  
Minimum Order

[www.AFLglobal.com](http://www.AFLglobal.com) or +1 (800) 321-5298, +1 (603) 528-7780

## Compact OTDRs



M710



M710



M710 in a soft case



M710 with DFS1



DFS1 Digital FiberScope (see [page 42](#))

### M710 OTDR — with TruEvent™ Technology

The M710's TruEvent identifies and reports the details and location of loss events more accurately. The M710's LinkMap™ with Pass/Fail enables even novice users to easily and accurately troubleshoot optical networks. LinkMap presents an icon-based view of the tested network clearly identifying fiber start, end, connectors, splices and macro-bends. A LinkMap Summary provides end-to-end link length, loss, and ORL. Loss and reflectance of detected events is compared to industry-standard or user-settable pass/fail thresholds and displayed with clear pass/fail indications. The M710 OTDRs include an integrated visual fault locator, optical power meter, and a 6.5" transfective touchscreen display suitable for both indoor and outdoor operation. All models come with TRM® 2.0 Test Results Manager PC software (Basic License), USB Flash drive, AC adapter (specify power cord, [page 49](#), Table 1), switchable test port adapters, and cleaning accessories in a soft carry case. The M710 OTDR is inspection ready with the addition of our DFS1 Digital FiberScope (see [page 42](#)). Standard UPC adapters for -20/-21/-40 models are SC, FC, LC, 2.5 mm & 1.25 mm universal. Standard UPC adapters for -24 model are (2) SC, FC, LC, 2.5 mm, and 1.25 mm universal.

M710 – NN – F – LL – LLL – PC

#### Optical Configuration (NN)

- 24 = QUAD 850/1300 nm MM and 1310/1550 nm SM
- 21 = 1310/1550/1625 nm SM
- 20 = 1310/1550 nm SM
- 40 = 1310/1550 nm SM

#### OTDR Port Ferrule (F)

- U = UPC
- A = APC<sup>a</sup>

#### User Interface Language (LL)

- 01 = English, French, German, Italian, Polish, Portuguese, Spanish
- 08 = English, Chinese<sup>c</sup>

#### Power Cord (PC)

- 01 = USA (IEC320, 115V, Type K)
- 02 = Euro (IEC320, 250V, Type B)
- 03 = UK (IEC320, 250V, Type D)
- 04 = Australia (IEC320, 250V, Type C)
- 04 = China (IEC320, 250V, Type C)
- 05 = Denmark (IEC320, 250V, Type E)
- 06 = Japan (IEC320, 125V, Type M)
- 07 = Swiss (IEC320, 250V, Type L)
- 08 = Italy (IEC320, 250V, Type I)
- 09 = Israel (IEC320, 250V, Type H)
- 10 = India (IEC320, 250V, Type G)

#### Quick Reference Guide Language (LLL)<sup>b</sup>

- ENG = English
- CHS = Chinese Simplified
- CHT = Chinese Traditional
- DEU = German
- FRA = French
- ITA = Italian
- JPN = Japanese
- POL = Polish
- POR = Portuguese
- SPA = Spanish
- TUR = Turkish

#### Example: M710-20U-08-ENG-04

This model number indicates M710 QUAD OTDR with UPC OTDR port ferrule, and English language option. This model number indicates M710 SM OTDR English/Chinese (Simplified & Traditional) User Interface Language option in a soft carry case. Its quick reference guide is in Chinese Simplified and it comes with a power cord suitable for China.

Model	Wavelengths (nm)					Emitter Type <sup>d</sup>	Dynamic Range (dB)	LinkMap	Power	Integrated		Internal / USB Trace Storage
	850	1300	1310	1550	1625					VFL	OPM	
M710-20			◆	◆		Laser	41/39		Li-Ion, AC	◆	◆	◆
M710-21			◆	◆	◆	Laser	41/39/39		Li-Ion, AC	◆	◆	◆
M710-40			◆	◆		Laser	44/42		Li-Ion, AC	◆	◆	◆
M710-24	◆	◆	◆	◆		Laser	25*/24*/40/38	◆	Li-Ion, AC	◆	◆	◆

#### Notes:

- a. Available on the SM port for -20, -21, -24 models only.
- b. When ordering OTDR, specify Language option for the OTDR Quick Reference Guide.
- c. The M710 OTDR User Interface in Chinese (Simplified and Traditional) is available for -20, -21, and -40 models only.
- d. Safety: Class I FDA 21 CFR 1040.10 and 1040.11, IEC 60825-1: 2007-03.
- e. 62.5 μm fiber.

**\$250**  
Minimum Order

www.AFLglobal.com or +1 (800) 321-5298, +1 (603) 528-7780



#### M710 OTDR Accessories

AFL NO.	Description
DFS1-00-xxxx	DFS1 USB Digital FiberScope kits. See <a href="#">page 42</a>
4050-00-0122PR	Vehicle charger/supply, 18 V, 6.7 A, 120 W
1400-01-0090PZ	M710 hard carry case
4050-00-0918PR	AC adapter 100-240 VAC to 18 VDC, (specify power cord, see <a href="#">page 49</a> , Table 1)
3900-05-0004ME	Li-Ion battery
4050-30-0005MR	Li-Ion battery charger 90-260 VAC (specify power cord, see <a href="#">page 49</a> – Table 2)
6000-00-0027MR	Cable, USB-MINI B (connect to PC)
TRM-00-0920PR	TRM® 2.0 upgrade from Basic to Advanced software

**Note:** Did you know free software updates for your OTDR are available for download on the [www.AFLglobal.com](http://www.AFLglobal.com) -> Resources -> Software web page?



M710 in a hard case

#### Carry Case Option

- The M700-H1 hard transit case has wheels and a retractable pull handle.
- Custom kits may be created by ordering an M710 OTDR, the M700-H1 hard carry case and accessories such as Fiber Rings, cleaning accessories, Optical Light Source, and DFS1 Digital FiberScope.
- The M700-H1 hard carry case is the 1400-01-0090PZ hard carry case with cleaning supplies added.

Model	Description
M700-H1	Hard carry case with One-Click Cleaner SC/ST/FC (2.5 mm), One-Click Cleaner LC/MU (1.25 mm), CleanConnect 500

#### M710 OTDR Connector Adapters

AFL NO.	Description
2900-50-0002MR	FC adapter for OTDR port
2900-50-0003MR	SC adapter for OTDR port
2900-50-0004MR	ST adapter for OTDR port
2900-50-0006MR	LC adapter for OTDR port
8800-00-0200	FC adapter for OPM port
8800-00-0209	SC adapter for OPM port
8800-00-0202	ST® adapter for OPM port
8800-00-0225	LC adapter for OPM port
8800-00-0214	2.5 mm Universal adapter for OPM port
8800-00-0224	1.25 mm Universal adapter for OPM port
2900-53-0001MR	2.5 mm Universal adapter for VFL port
2900-53-0002MR	1.25 mm Universal adapter for VFL port
8800-00-0072PR	Universal flip-top dust cap for UCI outputs

### Certification Products

The C840 and C880 User Interface is available in English, French, German, Italian, Polish, Portuguese and Spanish. Encircled Flux Options for multimode testing. See "Encircled Flux (EF) Modal Conditioners" [on page 48](#).



C840 with DFS1

#### C840 QUAD Certification Tester

The C840 QUAD Certification Tester works with the DFS1 Digital FiberScope (see [page 42](#); the DFS1 includes software update for the C840 Tester). The C840 includes an integrated single-mode (Laser 1310/1550 nm) and multimode (LED 850/1300 nm) Optical Light Sources (OLS), Optical Power Meter (OPM), and Visual Fault Locator (VFL, 650 nm). The C840 may be paired with another C840 for Certification testing or used alone as a traditional power meter, light source or visual fault locator.

Model	Auto Test Wavelengths (nm)				Emitter Type <sup>a</sup>	Detector Type	Integrated			Features		Power	Trace Storage	
	850	1300	1310	1550			OLS	OPM	VFL	Auto Dual λ Bi-Dir. Testing	PC S/W		Internal	USB
C840	◆	◆	◆	◆	LED-MM/Laser-SM	InGaAs 2 mm	◆	◆	◆	◆	◆	Li-Ion, AC	◆	◆



C840

#### C880 QUAD Certification Test Kit

Each C880 kit includes two (2) hand-held C840 QUAD Certification Testers. All C series products include USB Flash drive, TRM<sup>®</sup> 2.0 Test Results Manager trace analysis/reporting and certification or OPM loss reporting PC software (Basic License), (2) AC adapters (specify power cord, see [page 49](#), Table 1), switchable test port adapters, and accessories (see table below).



C880

AFL NO.	Carry Case	Test Port Adapters			Cleaning Products	Test Cords <sup>b</sup>
		OLS	OPM	VFL		
C840-100-LP1-S1	Soft case	SC, ST, LC	SC, 2.5, 1.25 mm	2.5, 1.25 mm	One-Click Cleaner SC/ST/FC, 2.5 mm	
C880-100-LP1-S1	Soft case	SC, ST, LC	SC, 2.5, 1.25 mm	2.5, 1.25 mm	One-Click Cleaner SC/ST/FC, 2.5 mm One-Click Cleaner LC, 1.25 mm	SC/LC
C880-100-LP1-S2	Soft case	SC, ST, LC	SC, 2.5, 1.25 mm	2.5, 1.25 mm	One-Click Cleaner SC/ST/FC, 2.5 mm	SC/ST

#### Notes:

- a. Safety: Class I FDA 21 CFR 1040.10 and 1040.11, IEC 60825-1: 2007-03.
- b. (4) each - 2 m (62.5 μm, 50 μm, SM).

#### C840 and C880 Accessories and Connector Adapters

AFL NO.	Description
DFS1-00-xxxx	DFS1 USB Digital FiberScope kits. See <a href="#">page 42</a> .
4050-00-0122PR	Vehicle charger/supply, 18 V, 6.7 A, 120 W
4050-00-0918PR	AC adapter 100-240 VAC to 18 VDC, (specify power cord, see <a href="#">page 49</a> , Table 1)
3900-05-0001PE	Li-Ion battery
6000-00-0027MR	Cable, USB-MINI B (connect to PC)
2900-50-0002MR	FC adapter for OLS port
2900-50-0003MR	SC adapter for OLS port
2900-50-0004MR	ST adapter for OLS port
2900-50-0006MR	LC adapter for OLS port
2900-52-0001MR	FC adapter for OPM port
2900-52-0002MR	SC adapter for OPM port
2900-52-0003MR	ST adapter for OPM port
2900-52-0004MR	LC adapter for OPM port
2900-52-0005MR	2.5 mm Universal adapter for OPM port
2900-52-0006MR	1.25 mm Universal adapter for OPM port
2900-50-0007MR	2.5 mm Universal adapter for VFL port
2900-50-0010MR	1.25 mm Universal adapter for VFL port
8800-00-0072PR	Universal flip-top dust cap for UCI outputs



C880



DFS1 Digital FiberScope (see [page 42](#))

**\$250**  
Minimum Order



FTK1-01-0900PR

### FTK PRO Installer Kits

Available with multimode and single-mode test equipment, the kit also includes a broad array of cleaning and inspection equipment in a convenient hard carry case. The Pro Installer Kit is ideal for TIA Tier 1 and Tier 2 testing of premises (building and campus) networks or certification and troubleshooting.

AFL NO.	Kit Contents (partial list)	
FTK1-01-0902PR	OPM5-2D, OLS4, OFS300, fiber rings, jumpers, adapters, cleaning supplies (wet and dry), reporting software, etc.	
FTK1-01-0900PR	M210e OTDR with AC adapter (specify power cord, see <a href="#">page 49</a> , Table 1), OPM5-2D, OLS4, OFS300, fiber rings, jumpers, adapters, cleaning supplies (wet and dry), reporting software, etc.	



FTK1-02-0900PR

### AFL Fiber Splice and Verify Test Kits

(Only available to customers in North America)

Everything needed to splice and test your fiber cable – in one easy to order part number!

Demanding environments require robust equipment. AFL delivers industry leading solutions designed to withstand these environments and provide reliable performance for years of use.

### FTK Splicer/OTDR Test Kits

All kits include Cleaning kit (FCP2-00-0900 Cleaning kit).

AFL NO.	Fusion Splicer	OTDR	FOCIS Inspection	
FTK1-03-0900PR	12S kit with CT-30 Cleaver	OFL280 FlexTester 1310/1550 nm with LinkMap, UPC	FOCIS Flex PC/UPC kit	
FTK1-03-0901PR	12S kit with CT-30 Cleaver	OFL280 FlexTester 1310/1490/1550 nm with LinkMap, UPC	FOCIS Flex PC/UPC kit	
FTK1-03-0902PR	12S kit with CT-30 Cleaver	FLX380 FlexTester 1310/1550 nm with LinkMap, UPC	FOCIS Flex PC/UPC kit	
FTK1-03-0903PR	70S kit with CT-30A Cleaver	OFL280 FlexTester 1310/1550 nm with LinkMap, UPC	FOCIS Flex PC/UPC kit	
FTK1-03-0904PR	70S kit with CT-30A Cleaver	FLX380 FlexTester 1310/1550 nm with LinkMap, UPC	FOCIS Flex PC/UPC kit	
FTK1-03-0905PR	12S kit with CT-30 Cleaver	OFL280 FlexTester 1310/1550 nm with LinkMap, UPC, 150 m fiber ring	FOCIS Flex with one connector	
FTK1-03-0906PR	70S kit with CT-30 Cleaver	OFL280 FlexTester 1310/1550 APC	FOCIS WiFi PRO	

### FTK Oil & Gas Combo Kit

AFL NO.	Fusion Splicer	OTDR	Accessory Kit	
FTK1-02-0900PR	70s kit with CT-30A Cleaver	M310-25K-01 QUAD OTDR	FTK1-01-0904PR Oil & Gas OTDR Accessory kit	

### FTK Oil & Gas OTDR Accessory Kit

AFL NO.	Description	
FTK1-01-0904PR	Oil & Gas OTDR Accessory kit includes: fiber rings, test cords, cleaning supplies, connector adapters, and more in a rugged hard carry case.	

## OTDR Fiber Rings and Network Simulators

### OTDR Launch and Receive/Tail Cords - Fiber Rings

To measure the insertion loss of the near-end and/or far-end connection of a fiber optic link, an OTDR requires a launch and/or receive/tail test cord, which essentially are test jumpers that can range from about 150 m to over 1 km in length. Because very long test jumpers are impractical to transport and use, AFL offers coiled lengths of 50  $\mu$ m multimode (standard and Laser Optimized), 62.5  $\mu$ m multimode, or single-mode fiber, packaged in compact rings, for use as OTDR test cords. Fiber Rings of 150 m of fiber are ideal for premises fiber network test applications. Fiber Rings of 500 m and 1 km of single-mode fiber are designed for broadband, long-haul fiber network test applications.



Fiber Ring



NS Bench Top Model



NSR Rack-mountable Model

### Fiber Rings

AFL NO.	Configuration	Fiber Type	Fiber Length	
<b>FR1-M5-150-x1-x2</b>	Standard, one fiber	Multimode, 50 $\mu$ m, OM2	150 m (492 ft)	
<b>FR1-OM3-150-x1-x2</b>	Standard, one fiber, Laser Optimized	Multimode, 50 $\mu$ m, OM3	150 m (492 ft)	
<b>FR1-M6-150-x1-x2</b>	Standard, one fiber	Multimode, 62.5 $\mu$ m	150 m (492 ft)	
<b>FR1-OM4-150-x1-x2</b>	Standard, one fiber, Laser Optimized	Multimode, 50 $\mu$ m, OM4	150 m (492 ft)	
<b>FR1-SM-150-y1-y2</b>	Standard, one fiber	Single-mode	150 m (492 ft)	
<b>FR1-SM-500-y1-y2</b>	Standard, one fiber	Single-mode	500 m (1640 ft)	
<b>FR1-SM-1000-y1-y2</b>	Standard, one fiber	Single-mode	1000 m (3280 ft)	
<b>FR1-BIF-150-y1-y2</b>	Standard, one fiber, Bend Insensitive	Single-mode, G.657.A2 BIF	150 m (492 ft)	
<b>FR1-BIF-500-y1-y2</b>	Standard, one fiber, Bend Insensitive	Single-mode, G.657.A2 BIF	500 m (1640 ft)	
<b>FR1-BIF-1000-y1-y2</b>	Standard, one fiber, Bend Insensitive	Single-mode, G.657.A2 BIF	1000 m (3280 ft)	

**Other fiber types, connector styles, and custom lengths are available by request**

#### Notes:

- x1, x2 — connectors for multimode cables, specify type [ST, SC, ASC (angled SC), FC, AFC (angled FC), LC].
- y1, y2 — connectors for single-mode cables, specify type [ST, SC, ASC (angled SC), FC, AFC (angled FC), LC].
- Other fiber types, connector styles, and custom lengths are available by request.

### Custom-Designed Network Simulators

AFL network simulators from AFL are custom-designed bench top or rack mountable boxes intended to duplicate installed fiber optic networks. Training classes and laboratory testing are just a couple of the many applications for these units. Network simulators may be ordered with customer-specified lengths of multimode or single-mode fiber. Events such as connections, fusion splices, and mechanical splices can be added at various points within the fiber to duplicate installed networks. A variety of changeable panel mounted connector types are available. Each network simulator comes with full documentation for insertion loss, attenuation/km, and event location/value. The bench top models can accommodate up to 15 km of fiber and the rack mountable cases can hold up to 100 km of fiber.

Please call Customer Service (800-321-5298 or 603-528-7780) with your specifications to get a quote on your custom network simulator.

### FTTx PON Simulator Kits

The FTTx PON Simulator Kit is designed to simulate a wide variety of FTTx PON architectures. It is field-configurable to implement both single splitter and distributed splitter PONs.

This field-portable kit may be used for lab or table-top FTTx PON demonstration, evaluation, and testing applications. The FTTx PON Simulator Kit is designed for a variety of users and applications, including network designers, fiber optic installation teams and trainers, equipment manufacturers, and sales engineers.



FTTx PON Simulator Kit

AFL NO.	Description	
<b>PONS-00-0901PZ</b>	FTTx PON Simulator kit includes: (1) FTTx PON splitter box, (4) fiber rings, (3) SC/APC jumpers, (2) hybrid jumpers, (1) PON demo procedure, (1) carry case.	
<b>PONS-00-0900PZ</b>	FTTx PON Simulator kit includes: (1) FTTx PON splitter box, (4) fiber rings, (3) SC/APC jumpers, (2) hybrid jumpers, (1) OLS7-FTTH, (1) PON demo procedure, (1) carry case.	

**\$250**  
Minimum Order

[www.AFLglobal.com](http://www.AFLglobal.com) or +1 (800) 321-5298, +1 (603) 528-7780

## DWDM and CWDM Testers

AFL understands that the same WDM technologies that make high capacity Cell Backhaul, Metro Ethernet and Broadband Triple-play services possible also present complex testing challenges. We've seen how technicians and engineers have struggled to apply legacy measurement products to test or troubleshoot today's cutting edge Metro and Access networks. In response, we've developed innovative new products, like the WDM900 Lightwave Test Set, that incorporate exclusive features designed to simplify WDM testing and enable even first time users to identify, document and resolve the cause of WDM network issues or outages.



WDM900-40 kit



WDM900-60 kit

### WDM900 Lightwave Test Set

The WDM900 is the world's first rugged, portable and easy-to-use optical test set that simplifies in-service testing of live DWDM and CWDM networks. Within just seconds of connecting to a network port, WDM900 users know the status of each channel, which channels require attention and exactly what action is required. The WDM900 is engineered to perform under the harsh conditions typically found in a central office, headend, network node and other outside plant locations. Its highly-integrated solid state design features a hermetically-sealed optical engine and no moving parts. A real-time internal wavelength reference and temperature-stabilized mechanism eliminates long warm-up periods and accuracy drifts induced by sudden temperature and humidity changes. The WDM900 is the only portable WDM measurement system that satisfies Telcordia GR-2952-CORE environmental specifications.

Two different models of WDM900 are available.

- WDM900-40 – designed for commissioning, testing and troubleshooting of DWDM Access/Metro network links
- WDM900-60 – designed for commissioning, testing and troubleshooting of CWDM and DWDM Access/Metro network links

AFL NO.	Description	
<b>WDM900-40</b>	Includes a WDM900 Lightwave Test Set configured for C-band 50 GHz and 100 GHz operation, SC/FC/LC test port adapters, SC/FC/LC input attenuators, (2) One-Click Cleaners, AC adapter, user's guide and soft carry case.	
<b>WDM900-60</b>	Includes a WDM900 Lightwave Test Set configured for C-band 50 GHz, 100 GHz and CWDM operation, SC/FC/LC test port adapters, SC/FC/LC input attenuators, (2) One-Click Cleaners, AC adapter, user's guide and soft carry case.	

**\$250**  
Minimum Order

**5 YEAR WARRANTY**

## Optical Power Meters (OPM and CSM1 Series)

Quick Ref Guides (PDF format) are available in Chinese Simplified, Chinese Traditional, French, German, Italian, Japanese, Korean, Portuguese, Spanish and Turkish on [www.AFLglobal.com](http://www.AFLglobal.com).



OPM5



OPM4



OPM1



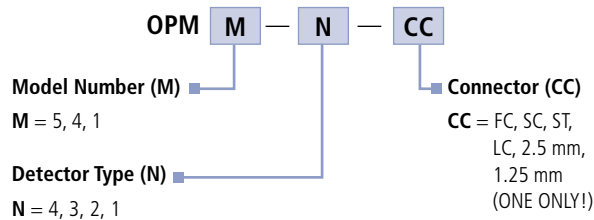
CSM1

### OPM models.

- Select one of the following adapter caps when ordering power meters: 2.5 mm, 1.25 mm, FC, SC, ST, LC.
- OPM5 models include TRM® 2.0 software (Basic License).
- For a list of all available adapter caps, see [page 48](#).

When placing an order, select options as follows:

- Model Number (M)
- Detector Type (N)
- Connector Configuration (CC)

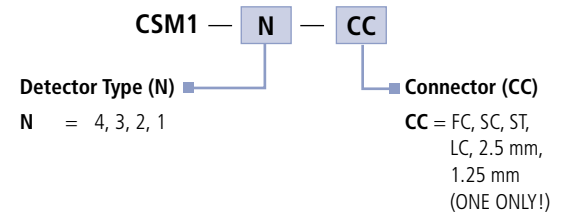


### CSM1 models

- Select one of the following adapter caps when ordering power meters: 2.5 mm, 1.25 mm, FC, SC, ST, LC.
- For a list of all available adapter caps, see [page 48](#).

When placing an order, select options as follows:

- Detector Type (N)
- Connector Configuration (CC)



Model	Calibrated Wavelengths (nm)								Detector Type	Measurement Range (dBm)	Units of Measure	Power	Features			
	650	660	780	850	980	1300	1310 <sup>a</sup>	1490					1550	1625	Set Ref.	PC S/W
OPM1-2C				◆	◆	◆	◆		Germanium	+6 to -60	dBm	9 volt				
OPM1-3C				◆	◆	◆	◆	◆	InGaAs	+6 to -70	dBm	9 volt				
OPM4-1D	◆	◆	◆	◆					Silicon	+6 to -70	dB, dBm, W	(2) AA, USB	◆		◆	◆
OPM4-2D				◆	◆	◆	◆	◆	Germanium	+6 to -60	dB, dBm, W	(2) AA, USB	◆		◆	◆
OPM4-3D				◆	◆	◆	◆	◆	InGaAs	+10 to -75	dB, dBm, W	(2) AA, USB	◆		◆	◆
OPM4-4D				◆	◆	◆	◆	◆	InGaAs	+26 to -50	dB, dBm, W	(2) AA, USB	◆		◆	◆
OPM5-2D				◆	◆	◆	◆	◆	Germanium	+6 to -60	dB, dBm, W	(2) AA, USB	◆	USB	◆	◆
OPM5-3D				◆	◆	◆	◆	◆	InGaAs	+10 to -75	dB, dBm, W	(2) AA, USB	◆	USB	◆	◆
OPM5-4D				◆	◆	◆	◆	◆	InGaAs	+26 to -50	dB, dBm, W	(2) AA, USB	◆	USB	◆	◆
CSM1-1		◆	◆	◆					Silicon	+6 to -70	dB, dBm, W	(2) AA	◆			◆
CSM1-2				◆	◆	◆	◆	◆	Germanium	+6 to -60	dB, dBm, W	(2) AA	◆			◆
CSM1-3				◆	◆	◆	◆	◆	InGaAs	+6 to -70	dB, dBm, W	(2) AA	◆			◆
CSM1-4				◆	◆	◆	◆	◆	InGaAs	+26 to -50	dB, dBm, W	(2) AA	◆			◆

### Notes:

- Optical Power Meters use a common calibration point for 1300 nm (multimode) and 1310 nm (single-mode).
- 270 Hz, 330 Hz, 1 kHz, and 2 kHz Tone detection.

### OPM Accessories

AFL NO.	Description	OPM4D	OPM5D
6000-00-0024MR	USB Cable: PC (USB-A) to OPM (USB-MINI B): - Connect OPM to PC for data upload to TRM® 2.0 - External Power for OPM (when used with customer supplied USB-A power source)	External power only	Connect to PC and external power

**\$250**  
Minimum Order

**5 YEAR  
WARRANTY**

### FTTx PON Power Meter

The OPM4-FTTx measures downstream signals in FTTH and other passive optical networks (PON) that use 1490 nm for data and 1550 nm for video traffic. Equipped with PON specific wavelength filters and a dual photo detector, the OPM4-FTTx can separately and simultaneously measure 1490 and 1550 nm power at the ONT or other points in an FTTx PON. The OPM4-FTTx PON power meter comes with a protective rubber boot, SC adapter for power meter port, 2.5 mm Universal adapter for VFL port, user's guide and carry case.

AFL NO.	Calibrated $\lambda$ (nm)		Detector Type	Measurement Range (dBm)	Units of Measure	Power	Set Ref. Feature <sup>a</sup>	VFL (650 nm)	BPON, GPON, EPON compatible
	1490	1550							
OPM4-FTTx	◆	◆	Filtered InGaAs	+10 to -50 @1490 nm +20 to -50 @1550 nm	dB, dBm, W	(2) AA	◆	◆	◆

**Notes:**

- a. The "Set Reference" feature may be used to measure the difference between two power (dBm) levels, in units of dB measured at different parts of the network.

### OPM-FTTx Test Port Adapters

AFL NO.	Description
2900-50-0002MR	FC adapter for power meter port
2900-50-0003MR	SC adapter for power meter port
2900-50-0004MR	ST adapter for power meter port
2900-50-0006MR	LC adapter for power meter port
2900-50-0007MR	2.5 mm Universal adapter for VFL port
2900-50-0010MR	1.25 mm Universal adapter for VFL port
8800-00-0072PR	Universal flip-top dust cap for UCI outputs

**\$250**  
Minimum Order

**5 YEAR WARRANTY**

## LED and Laser Light Sources (OLS and CSS1 Series)

Quick Ref Guides (PDF format) are available in Chinese Simplified, Chinese Traditional, French, German, Italian, Japanese, Korean, Portuguese, Spanish and Turkish [www.AFLglobal.com](http://www.AFLglobal.com).

**Encircled Flux Options for multimode testing. See "Encircled Flux (EF) Modal Conditioners" on page 48.**

When ordering, specify connector type at the end of model number (e.g. OLS2-DUAL-SC).

All OLS models include protective rubber boot and carry case.

AC adapters are available (ordered separately), see table below.



OLS7



OLS4



OLS2-DUAL



OLS1-DUAL



CSS-SM

Model	Output Wavelengths (nm)							Output Ports	Emitter Type <sup>a</sup>	Output Power (nominal, dBm)	Stability	Wave ID Transmit	Available Connectors	Power
	660	850	1300	1310	1490	1550	1625							
OLS1-1C	◆	◆						2	LED	-10 @660 <sup>b</sup> nm -20 @850 nm	± 0.1 dB/8 hrs		ST	9 volt, AC
OLS1-2C		◆	◆					2	LED	-20	± 0.1 dB/8 hrs		ST	9 volt, AC
OLS1-DUAL		◆	◆					1	LED	-20	± 0.1 dB/8 hrs	◆	FC, SC, ST, LC	(2) AA, AC
OLS2-DUAL				◆		◆		1	Laser	0 <sup>c</sup>	± 0.05 dB/1 hr	◆	FC, SC, ST, LC	(2) AA, AC
OLS4		◆	◆	◆		◆		2	LED & Laser	-20 @850 & 1300 nm 0 @1310 & 1550 nm	± 0.05 dB/1 hr	◆	FC, SC, ST, LC	(2) AA, AC
OLS7-3				◆		◆	◆	1	Laser	-5	± 0.05 dB/1 hr	◆	FC, SC, ST, LC	(2) AA, AC
OLS7-FTTH				◆	◆	◆		1	Laser	-5	± 0.05 dB/1 hr	◆	FC, SC, ST, LC	(2) AA, AC
OLS7-FTTx				◆	◆	◆		1	Laser	-5	± 0.05 dB/1 hr	◆	FC, SC, ST, LC	(2) AA, AC
CSS1-MM		◆	◆					1	LED	-20	± 0.1 dB/1 hr		SC (fixed)	(2) AA
CSS1-SM				◆		◆		1	Laser	0	± 0.05 dB/1 hr		FC, SC, ST, LC	(2) AA

### Notes:

All Laser output powers are specified into 9/125 μm single-mode fiber.

- a. Safety: Class I FDA 21 CFR 1040.10 and 1040.11, IEC 60825-1: 2007-03.
- b. 660 nm LED output power specified into 1000 μm fiber. All other LED output powers specified into 62.5 μm fiber.
- c. Adjustable 2 dB.

## OLS AC Adapters

AFL NO.	Description	OLS1	OLS1-DUAL	OLS2-DUAL	OLS4	OLS7
4050-00-0911	90-264 VAC to 9 VDC, (specify power cord, see <a href="#">page 49</a> , Table 1)	◆				
4050-00-0919PR	100-240 VAC to 9 VDC, (specify power cord, see <a href="#">page 49</a> , Table 2)		◆	◆	◆	◆

## Connector Adapters (D models starting February 2006)

AFL NO.	Description	OLS1-DUAL	OLS2-DUAL	OLS4	OLS7	CSS1-SM
2900-50-0002MR	FC adapter	◆	◆	◆	◆	◆
2900-50-0003MR	SC adapter	◆	◆	◆	◆	◆
2900-50-0004MR	ST adapter	◆	◆	◆	◆	◆
2900-50-0006MR	LC adapter	◆	◆	◆	◆	◆
8800-00-0072PR	Universal flip-top dust cap for UCI outputs	◆	◆	◆	◆	

**\$250**  
Minimum Order



**5 YEAR WARRANTY**

## Optical Loss Test Kits (SMLP, SLP, MLP, and CK Series)

Quick Ref Guides (PDF format) are available in Chinese Simplified, Chinese Traditional, French, German, Italian, Japanese, Korean, Portuguese, Spanish and Turkish on [www.AFLglobal.com](http://www.AFLglobal.com).

**Encircled Flux Options for multimode testing. See "Encircled Flux (EF) Modal Conditioners" on page 48.**

Specify one source/adaptor cap connector type when ordering. All test kits include an optical power meter, optical light source, adapter cap, protective rubber boots, user's guide, and carry case. Additional adapter caps may be ordered separately (see page 48). For available AC adapters see page 32. SMLP5 and MLP5 kits also include TRM® 2.0 Test Results Manager trace analysis/reporting and certification or OPM loss reporting PC software (Basic License). Other test kit configurations are available upon request.



SMLP5-5



SMLP4-4



SLP5-6D



MLP5-2D



MLP4-2D

AFL NO.	Power Meter	Light Source	Fiber Type	Loss Measurements (nm)							Dynamic Range (dB)	Available Connectors	Features		
				660	850	1300	1310	1490	1550	1625			Set Ref.	PC S/W	Auto Dual λ Test
MLP1-1S	OPM1-2C	OLS1-1C	MM	◆							40 @850 nm <sup>a</sup>	ST			
MLP1-2	OPM1-2C	OLS1-2C	MM SM	◆	◆						40 @850/1300 nm <sup>a</sup> 20 @1300 nm <sup>b</sup>	ST			
MLP4-1D	OPM4-1D	OLS1-1C	MM	◆	◆						40 @850 nm <sup>a</sup>	ST	◆		
MLP4-2D	OPM4-2D	OLS1-DUAL	MM SM		◆	◆					40 @850/1300 nm <sup>a</sup> 22 @1300 nm <sup>b</sup>	FC, SC, ST, LC	◆		◆
MLP5-2D	OPM5-2D	OLS1-DUAL	MM SM		◆	◆					40 @850/1300 nm <sup>a</sup> 22 @1300 nm <sup>b</sup>	FC, SC, ST, LC	◆	◆	◆
SLP4-6	OPM4-3D	OLS2-DUAL	SM				◆		◆		70 <sup>b</sup>	FC, SC, ST, LC	◆		◆
SLP4-6D	OPM4-4D	OLS2-DUAL	SM				◆		◆		50 <sup>b</sup>	FC, SC, ST, LC	◆		◆
SLP4-7	OPM4-4D	OLS7-3	SM				◆		◆	◆	45 <sup>b</sup>	FC, SC, ST, LC	◆		◆
SLP4-FTTH	OPM4-4D	OLS7-FTTH	SM				◆	◆	◆		45 <sup>b</sup>	FC, SC, ST, LC	◆		◆
SLP4-FTTx	OPM4-3D	OLS7-FTTx	SM				◆	◆	◆		70 <sup>b</sup>	FC, SC, ST, LC	◆		◆
SLP5-6	OPM5-3D	OLS2-DUAL	SM				◆		◆		70 <sup>b</sup>	FC, SC, ST, LC	◆	◆	◆
SLP5-6D	OPM5-4D	OLS2-DUAL	SM				◆		◆		50 <sup>b</sup>	FC, SC, ST, LC	◆	◆	◆
SLP5-7	OPM5-4D	OLS7-3	SM				◆		◆	◆	45 <sup>b</sup>	FC, SC, ST, LC	◆	◆	◆
SLP5-FTTH	OPM5-4D	OLS7-FTTH	SM				◆	◆	◆		45 <sup>b</sup>	FC, SC, ST, LC	◆	◆	◆
SLP5-FTTx	OPM5-3D	OLS7-FTTx	SM				◆	◆	◆		70 <sup>b</sup>	FC, SC, ST, LC	◆	◆	◆
SMLP4-4	OPM4-2D	OLS4	MM SM		◆	◆	◆		◆		40 @850/1300 nm <sup>a</sup> 60 @1310/1550 nm <sup>b</sup>	FC, SC, ST, LC	◆		◆
SMLP5-5	OPM5-2D	OLS4	MM SM		◆	◆	◆		◆		40 @850/1300 nm <sup>a</sup> 60 @1310/1550 nm <sup>b</sup>	FC, SC, ST, LC	◆	◆	◆
CKM-2	CSM1-2	CSS1-MM	MM		◆	◆					40 <sup>a</sup>	SC (fixed)	◆		
CKS-2	CSM1-2	CSS1-SM	SM				◆		◆		60 @1310/1550 nm	FC, SC	◆		
CKS-3	CSM1-3	CSS1-SM	SM				◆		◆		70 @1310/1550 nm	FC, SC	◆		
CKSM-2	CSM1-2	CSS1-MM CSS1-SM	MM SM		◆	◆	◆		◆		40 @850/1300 nm <sup>a</sup> 60 @1310/1550 nm <sup>b</sup>	SC	◆		

**Notes:**

- a. On 62.5/125 μm multimode fiber.
- b. On 9/125 μm single-mode fiber.

SLP4-6 \$2,149.00 \$1,845.00

**\$250**  
Minimum Order

## Encircled Flux (EF) Compliant Sources & Test Kits

### Encircled Flux (EF) Compliant Light Sources

Since adoption by the IEC, Encircled Flux (EF) multimode launch requirements are increasingly specified into fiber loss testing job requirements. Meeting EF specification requires technicians use EF qualified test sets. It is important to note IEC 61280-1-4 and TIA-568-14-B, specify EF multimode launch conditions at the end of an EF qualified Reference Grade Test Cord (RGTC) – not directly out source test port. Thus, EF compliance requires an EF Light Source and RGTC used together.

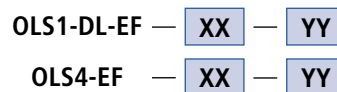
AFL offers multimode Light Sources with designed in Encircled Flux (EF) optics supplied with EF qualified RGTC. Specify RGTC connectors at time of order.

OLS1-DUAL EF is supplied with one multimode RGTC

OLS4 EF is supplied with one multimode RGTC and one standard 9/125 single-mode test cord.

AFL NO.	Wavelengths	Test Cords Included
OLS1-DUAL-EF-XX-YY	MM 850/1300 nm	(1) RGTC, 50 µm, MM, 2-meter
OLS4-EF-XX-YY	MM 850/1300 nm SM 1310/1550 nm	(1) RGTC, 50 µm, MM, 2-meter (1) 9/125 µm, SM, 2-meter

When placing an order, select options as follows:



Source port UCI adapter style (XX)

Input connector of RGTC (XX)

XX = FC, SC

Output connector of RGTC (YY) \*

YY = FC, SC, ST, LC

#### Notes:

\* See section "Encircled Flux (EF) Reference Grade Test Cords" [on page 35](#) to order additional Reference Grade Test Cords.

For Encircled Flux (EF) Mode Conditioning Cords that can be used with non-EF Compliant Sources, see "Encircled Flux (EF) Modal Conditioners" [on page 35](#)



### Encircled Flux (EF) Compliant Test Kits

Since adoption by the IEC, Encircled Flux (EF) multimode launch requirements are increasingly specified into fiber loss testing job requirements. Meeting EF specification requires technicians use EF qualified test sets. It is important to note IEC 61280-1-4 and TIA-568-14-B, specify EF multimode launch conditions at the end of an EF qualified Reference Grade Test Cord (RGTC) – not directly out source test port. Thus, EF compliance requires an EF Light Source and RGTC used together.

AFL EF compliant loss test kits include:

Multimode Test Ports: (SMLP and MLP kits)

- Light Source with designed in Encircled Flux (EF) optics paired with one EF qualified RGTC.
- 50/125 µm receive test cord

Single-mode Test Ports (SMLP kits)

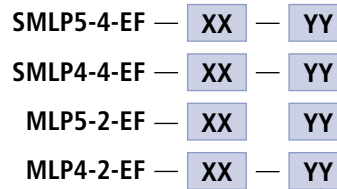
- Light Source with two 9/125 µm test cords (launch/receive)

AFL NO.	Power Meter	Light Source	WL - λ (nm)	Dynamic Range (dB)	Available Connectors		Included 2-meter Test Cords	
					Source Port	Test Cord	Launch (µm)	Receive (µm)
SMLP5-5-EF-XX-YY	OPM5-2D	OLS4-EF	850, 1300 1310, 1550	40 @850/1300 nm 60 @1310/1550 nm	FC, SC	FC, SC, ST, LC	MM: RGTC, 50/125 SM: 9/125	MM: 50/125 SM: 9/125
SMLP4-4-EF-XX-YY	OPM4-2D	OLS4-EF	850, 1300 1310, 1550	40 @850/1300 nm 60 @1310/1550 nm	FC, SC	FC, SC, ST, LC	MM: RGTC, 50/125 SM: 9/125	MM: 50/125 SM: 9/125
MLP5-2-EF-XX-YY	OPM5-2D	OLS1-DL-EF	850, 1300	40 @850/1300 nm 22 @1300 nm	FC, SC	FC, SC, ST, LC	MM: RGTC, 50/125	MM 50/125
MLP4-2-EF-XX-YY	OPM4-2D	OLS1-DL-EF	850, 1300	40 @850/1300 nm 22 @1300 nm	FC, SC	FC, SC, ST, LC	MM: RGTC, 50/125	MM 50/125

**\$250**  
Minimum Order

January 15, 2016

When placing an order, select options as follows:



Source port UCI adapter style (XX)

Input connector of RGTC (XX)

XX = FC, SC

Output connector of RGTC (YY) \*

YY = FC, SC, ST, LC

#### Notes:

\* See table below, "Encircled Flux (EF) Reference Grade Test Cords" to order additional Reference Grade Test Cords.

For Encircled Flux (EF) Mode Conditioning Cords that can be used with non-EF Compliant Sources, see "Encircled Flux (EF) Modal Conditioners" [on page 35](#).

### Encircled Flux (EF) Reference Grade Test Cords

Encircled Flux (EF) requirements (IEC 61280-1-4 and TIA-568-14-B) specify multimode launch conditions at the end of an EF qualified Reference Grade Test Cord (RGTC). Thus, compliance to EF standards requires both a light source with EF compliant optics and a RGTC.

AFL offers RGTCs with a range of connector options. Note: RGTCs are qualified in one direction and marked accordingly (input/output). Order RGTCs with all output connectors encountered in network testing.

AFL Reference Grade Test Cords use 50 µm OM4 fiber, red jacketing, and come in 2-meter length. Red jacketing used to distinguish RGTCs from standard multimode fiber jumpers.

AFL NO.	Connectors
8700-04-0001MR	FC to FC
8700-04-0002MR	FC to SC
8700-04-0003MR	FC to LC
8700-04-0004MR	FC to ST
8700-04-0005MR	SC to FC
8700-04-0006MR	SC to SC
8700-04-0007MR	SC to LC
8700-04-0008MR	SC to ST

### Encircled Flux (EF) Modal Conditioners

Industry specifications TIA-526-14-B and IEC 61280-4-1 Ed. 2.0 define multimode test launch conditions required for testing multimode networks. Modal conditioners provide a convenient and reliable means of bringing multimode sources into compliance with encircled flux specification requirements. Modal Conditioners are available in both 50 micron and 62.5 micron configurations. Each conditioner is supplied with one meter pigtailed.



Encircled Flux Modulator

AFL NO.	Description: Fiber Size, Connectors
8700-06-0001MR	50/125 µm, FC input to FC output
8700-06-0002MR	62.5/125 µm, FC input to FC output
8700-06-0003MR	50/125 µm, SC input to SC output
8700-06-0004MR	62.5/125 µm, SC input to SC output
8700-06-0005MR	50/125 µm, SC input to LC output
8700-06-0006MR	62.5/125 µm, SC input to LC output

**\$250**  
Minimum Order

[www.AFLglobal.com](http://www.AFLglobal.com) or +1 (800) 321-5298, +1 (603) 528-7780



## TRM® 2.0 Test Results Manager

The TRM 2.0 User Interface is available in English, French, German, Italian, Polish, Portuguese, Spanish, Turkish, Japanese, Simplified and Traditional Chinese.

TRM 2.0 Test Results Manager is Windows-compatible PC software, which provides comprehensive OTDR trace, connector inspection, and optical loss test results analysis and reporting. Designed for use with AFL test and inspection products, TRM 2.0 is available in Basic and Advanced versions.

TRM 2.0 Basic Software permits technical personnel to quickly view results, generate acceptance reports, analyze OTDR traces, loss or certification results or batch edit OTDR traces uploaded from all AFL M-Series, C-Series, CS-Series, OFL-Series, FLX-Series OTDRs and OPM products. TRM® 2.0 Basic Software also supports industry standard Telcordia (GR-196 v1.1, SR-4731 issue 1 & 2) .SOR formats and permits fiber inspection images from the AFL FOCIS inspection system to be included in test reports. TRM 2.0 Advanced version adds automatic Macro/Microbend detection, Bi-directional trace averaging and export to .CSV.

TRM 2.0 Basic software is included with M-Series, OFL-Series, FLX-Series, CS-Series OTDRs and OPM5 (five fulfillments included at no additional charge). Users may download TRM 2.0 full working version (Basic plus Advanced features) and try it for 30 days. Once the evaluation period ends, users will need to acquire TRM 2.0 Basic or TRM 2.0 Advanced software package to continue to use TRM.

The TRM 2.0 Basic and Advanced software part numbers are listed below.

AFL NO.	Description
TRM-00-0900PR	TRM 2.0 Basic software (OTDR Trace/OLTS Viewer, Batch Editor and Reports)
TRM-01-0900PR	TRM 2.0 Basic software (OTDR Trace/OLTS Viewer, Batch Editor and Reports) delivered by email
TRM-00-0910PR	TRM 2.0 Advanced software (TRM 2.0 Basic plus Advanced Analysis)
TRM-01-0910PR	TRM 2.0 Advanced software (TRM 2.0 Basic plus Advanced Analysis) delivered by email
TRM-00-0920PR	TRM 2.0 upgrade from Basic to Advanced software
TRM-01-0920PR	TRM 2.0 upgrade from Basic to Advanced software delivered by email

## Visual Fault Identifiers



MT Tracer Kit

### MT Tracer (12-fiber VFI and Display)

The MT Tracer kit includes an MT Tracer Source, MT Tracer Display, and carry case. The MT Tracer Source, which may be used as a multifiber Visual Fault Identifiers provides 12 separately controlled visible lasers. The MT Tracer Display uses passive optics to show the light received on each fiber being traced. The MT Tracer can illuminate a selected fiber or automatically sequence through all 12 fibers. When used together, the MT Tracer Source and Display provide a fast way to trace (verify connectivity) a 12-fiber link. Both Source and Display are equipped with male (pinned) 12-fiber MTP® connectors.

AFL NO.	Model	Description
TRCR-90-0900	MT Tracer Kit	MT Tracer Source, MT Tracer Display, and carry case
TRCR-20-0900	MT Tracer Source	MT Tracer Source
TRCR-10-0900	MT Tracer Display	Provides eye-safe viewing of visible light

Model	Wavelength	Output Power (into single-mode fiber)	Emitter Type	Safety Class		Connector Type	Power
				FDA	IEC		
MT Tracer Source	650 nm	1 mW, 2 Hz or CW	Laser	2	2	MTP®	2 AA (40 hours)

### HiLite and VFI2 Series

Visual fault identifiers (VFI) use powerful red lasers to trace and troubleshoot single-mode or multimode optical fiber links. A VFI can identify bends and breaks in 3 mm and 900 mm jacketed patch cords as well as bare fiber in splice trays.

Model	Wavelength	Output Power (into single-mode fiber)	Emitter Type*	Connector Type	Power
HiLite	650 nm	1 mW, 2 Hz	Laser	Universal 2.5 mm	1 x AAA (16 hours)
VFI2	650 nm	1 mW, 2 Hz or CW	Laser	Universal 2.5 mm	2 x AA (60 hours)

\* Safety: Class II FDA 21 CFR 1040.10 and 1040.11, IEC 60825-1:2007-03.



VFI2

HiLite

**\$250**  
Minimum Order

[www.AFLglobal.com](http://www.AFLglobal.com) or +1 (800) 321-5298, +1 (603) 528-7780

5 YEAR WARRANTY



VF12

### HiLite and VF12 Series

AFL NO.	Description
<b>HiLite Models</b>	
VF13-00-0900PR	HiLite visual fault identifier with 2.5 mm adapter
VF13-01-0900PR	HiLite visual fault identifier with 2.5 mm and 1.25 mm adapters
<b>VF12 Models</b>	
VF12-00-0900PR	VF12 visual fault identifier with 2.5 mm adapter
VF12-01-0900PR	VF12 visual fault identifier with 2.5 mm and 1.25 mm adapters

### VF12 and HiLite Accessories

- Current models of HiLite and VF12 products use one-piece thread-on adapters with a captivated alignment sleeve. For replacements, use part numbers 2900-50-0007MR and 2900-50-0010MR.
- Older units with multi-part adapters accept replacement alignment sleeves (8100-00-0004MR). If customers prefer, the entire adapter can be replaced with the new one-piece adapters thereby enabling the unit to accept both 2.5 mm and 1.25 mm ferrules.

AFL NO.	Description	HiLite	VF12
2900-50-0007MR	2.5 mm Universal for VFI port	◆	◆
2900-50-0010MR	1.25 mm Universal for VFI port	◆	◆
8100-03-0004MR	Bronze split sleeve	For older models with 2-piece adapters	

5 YEAR WARRANTY



HiLite

## Optical Fiber Identifiers

### OFI- 200D and OFI-400 Optical Fiber Identifiers

All OFI models include carry case, batteries, and user's guide.

Model	Fiber Coating Type (recommended)	Wavelength Range (nm)	Insertion Loss (dB) @		Power	Tone (Hz)				Traffic Direction
			1310 (nm)	1550 (nm)		270	330	1000	2000	
OFI-200D	250 µm, 900 µm, ribbon, 2 mm or 3 mm jacketed	800 - 1700	0.6	2.5	9V				◆	◆
OFI-400C	2 mm or 3 mm jacketed	800 - 1700	1.0	2.8	(2) AAA	◆	◆	◆	◆	◆
OFI-400	250 µm, 900 µm, ribbon, 2 mm or 3 mm jacketed	800 - 1700	0.6	2.5	(2) AAA	◆	◆	◆	◆	◆
OFI-400HP	2 mm or 3 mm jacketed	800 - 1700	0.2 to 0.5	0.8 to 1.3	(2) AAA	◆	◆	◆	◆	◆

5 YEAR WARRANTY



OFI-200D OFI-400

### OFI-BI and OFI-BIPM Optical Fiber Identifiers

**Only available to customers in North America, Central America and the Caribbean, China, Vietnam, and Malaysia!**

Our full featured OFI includes a touch screen, positive stop trigger and several easy to select options. This identifier can be used with any SM fiber – including bend insensitive fiber, bare fibers, ribbons and up to 3 mm jackets. The –BIPM model adds an integrated optical power meter. These units can also be customized for ONU detection. Both models include carry case, batteries, and user's guide.

Model	Fiber Type	Wavelength Range	Power	Detectable Signals	Integrated Power Meter
OFI-BI	0.25 mm SM and SM ribbon fiber (up to 12 ribbon) 1.1 /1.5 /1.7 /2.0 /3.0 mm SM jacketed fiber	900-1700 nm	(2) AA	CW, Traffic or 270 Hz/1 kHz/2 kHz	
OFI-BIPM	0.25 mm SM and SM ribbon fiber (up to 12 ribbon) 1.1 /1.5 /1.7 /2.0 /3.0 mm SM jacketed fiber	900-1700 nm	(2) AA	CW, Traffic or 270 Hz/1 kHz/2 kHz	◆

NEW



OFI-BIPM OFI-BI

\$250  
Minimum Order

www.AFLglobal.com or +1 (800) 321-5298, +1 (603) 528-7780

January 15, 2016

## Optical Attenuator (SVA1)



SVA1

When ordering SVA1, specify connector type at end of model number (e.g. SVA1-FC). All models include carry case and instruction card.

Model	Calibrated Wavelengths or Range	Fiber Type	Insertion Loss	Attenuation Range	Return Loss	Connectors	Power	
SVA1	1250 - 1650 nm	SM	≤1.5 dB @1310 nm ≤2 dB @1550 nm	60 dB	50 dB	FC, SC, ST APC (available*)	N/A	

### Notes:

- a. APC termination for the SVA1 is available for an additional \$100.

### SVA1 Accessories and Connector Adapters

AFL NO.	Description	
2900-50-0002MR	FC adapter	
2900-50-0003MR	SC adapter	
2900-50-0004MR	ST adapter	
2900-50-0006MR	LC adapter	
8800-00-0072PR	Universal flip-top dust cap for UCI outputs	

**\$250**  
Minimum Order

# Inspection Products for Every Need and Budget

## FOCIS Flex Fiber Optic Connector Inspection System

FOCIS Flex is the world's smallest, fastest, self-contained fiber connector inspection probe. Use FOCIS Flex alone for full inspection capability or send results, via Bluetooth, to our FlexScan and FlexTester OTDRs for easy report viewing. See [page 40](#).



## FOCIS WiFi Fiber Optic Connector Inspection System

Use the best interface you have, your own phone or tablet, to view, save and analyze connector cleanliness. FOCIS WiFi PRO uses AFL's FOCIS Mobile app (both Android and iOS) to clearly view connector end-face and completes full pass/fail analysis in less than 1 second! See [page 41](#).



## DFS1 Digital FiberScope

Our DFS1 makes fiber connector inspection fast and easy. Inspection is critical for verifying proper installation of fiber optic connectors and assuring the highest level of system performance. The DFS1 can also connect to AFL's M and C-series OTDRs/Testers for integrated inspection and testing. See [page 42](#).



## OFS300 & VS300 Hand-held Microscopes

Since connector cleanliness is an absolute requirement for today's networks, we offer cost effective solutions to help every field tech have at least a viewing tool for verification. AFL has two great scope options at an affordable price. See [page 45](#).



## Fiber Optic Connector Inspection

### FOCIS Flex Fiber Optic Connector Inspection System



FOCIS Flex



FOCIS Flex with FlexTester OTDR



FOCIS Flex with Smart Device

FOCIS Flex is the world's smallest, fastest, self-contained fiber connector inspection probe. Its innovative, ultrafast auto-focusing system auto-centers, captures and analyzes the optical fiber end-face, displaying "Pass/Fail" results on the built-in screen in one push of a button. Results can be transferred wirelessly to smart devices or FlexTester OTDRs. The FOCIS Flex offers built-in pass/fail analysis to IEC 61300-3-35, IPC or user set criteria. The device can also be used for OptiTap and MTP/MPO inspections with AFL adapters.

#### FOCIS Flex Connector Inspection Kits

AFL NO.	Description
<b>FOCIS-FLX-P4XN</b>	FOCIS Flex, soft carry case/holster, AC charger, wrist strap, no tips
<b>FOCIS-FLX-P4XU</b>	FOCIS Flex, soft case/holster, AC charger, wrist strap, UPC bulkhead and UPC ferrule tips (1 ea), One-Click cleaner
<b>FOCIS-FLX-P4XA</b>	FOCIS Flex, soft case/holster, AC charger, wrist strap, APC bulkhead and APC ferrule tips (1 ea), One-Click cleaner

#### FOCIS Flex Order Entry

**FOCIS-FLX-P4X** **K** — **PLUG** — **TIP**

<b>K</b>	Kit Type
<b>N</b>	No adapter tips
<b>U</b>	UPC adapter tips
<b>A</b>	APC adapter tips

<b>PLUG</b>	Country-specific AC power plug
<b>US</b>	United States
<b>UK</b>	UK = United Kingdom
<b>EU</b>	European Union

**Example:** FOCIS-FLX-P4XA-US-ASC indicates a FOCIS Flex with the domestic AC plug and 2.5 mm APC ferrule adapter, SC-APC bulkhead adapter & 2.5 mm One-Click Cleaner.

<b>TIP</b>	User-selected adapter tips and One-Click cleaner
<b>FOCIS-FLX-P4XN Kits</b>	
<b>Blank</b>	No adapter tips and One-Click cleaner
<b>FOCIS-FLX-P4XU Kits</b>	
<b>SC</b>	2.5 mm UPC ferrule adapter, SC-UPC bulkhead adapter, 2.5 mm One-Click
<b>FC</b>	2.5 mm UPC ferrule adapter, FC-UPC bulkhead adapter, 2.5 mm One-Click
<b>ST</b>	2.5 mm UPC ferrule adapter, ST-UPC bulkhead adapter, 2.5 mm One-Click
<b>LC</b>	1.25 mm UPC ferrule adapter, LC-UPC bulkhead adapter, 1.25 mm One-Click
<b>FOCIS-FLX-P4XA Kits</b>	
<b>ASC</b>	2.5 mm APC ferrule adapter, SC-APC bulkhead adapter, 2.5 mm One-Click
<b>AFC</b>	2.5 mm APC ferrule adapter, FC-APC bulkhead adapter, 2.5 mm One-Click
<b>ALC</b>	1.25 mm APC ferrule adapter, LC-APC bulkhead adapter, 1.25 mm One-Click

### FOCIS Flex Connector Inspection Adapter Tips and Accessories

AFL NO.	Description
<b>FFLX-01-SC</b>	SC-UPC bulkhead adapter tip
<b>FFLX-01-FC</b>	FC-UPC bulkhead adapter tip
<b>FFLX-01-ST</b>	ST-UPC bulkhead adapter tip
<b>FFLX-01-LC</b>	LC-UPC bulkhead adapter tip
<b>FFLX-01-U25</b>	Universal 2.5 mm, UPC ferrule adapter tip
<b>FFLX-01-U125</b>	Universal 1.25 mm, UPC ferrule adapter tip
<b>FFLX-01-ASC</b>	SC-APC bulkhead adapter tip
<b>FFLX-01-AFC</b>	FC-APC bulkhead adapter tip
<b>FFLX-01-ALC</b>	LC-APC bulkhead adapter tip
<b>FFLX-01-A25</b>	Universal 2.5 mm, APC ferrule adapter tip
<b>FFLX-01-A125</b>	Universal 1.25 mm, APC ferrule adapter tip
<b>DFS1-00-0023MR</b>	E2000 PC/UPC bulkhead adapter tip
<b>DFS1-01-0008MR</b>	E2000 APC bulkhead adapter tip
<b>DFS1-01-0007MR</b>	Tip for SC/APC (OptiTap®) bulkhead adapter

AFL NO.	Description
<b>DFS1-01-0013MR</b>	Tip for OptiTip® APC ferrule and bulkhead adapter
<b>DFS1-00-0050MR</b>	Multi-row MTP/PC ferrule & bulkhead adapter extended tip kit (includes base plus multi-row MTP/PC front end tip)
<b>1400-01-0107MZ</b>	FOCIS Flex replacement soft carry case with strap
<b>1400-05-0230PZ</b>	FOCIS Flex replacement wrist strap
<b>3900-04-0008ME</b>	Replacement battery, 3.6V, NiMH, rechargeable
<b>4050-00-0030MR</b>	FOCIS Flex replacement AC charger
<b>4050-00-0030USMR</b>	Replacement US power plug for AC charger
<b>4050-00-0030UKMR</b>	Replacement UK power plug for AC charger
<b>4050-00-0030EUMR</b>	Replacement EU power plug for AC charger
<b>6000-00-0031MR</b>	Replacement USB – Micro-B cable, 5 pin, 6 ft
<b>8800-02-0074MZ</b>	FOCIS Flex replacement dust cap
<b>FOCIS-FLX-1ENG</b>	FOCIS Flex replacement Quick Reference Guide

**\$250**  
Minimum Order

www.AFLglobal.com or +1 (800) 321-5298, +1 (603) 528-7780



January 15, 2016



### FOCIS WiFi PRO Fiber Optic Connector Inspection Systems

The FOCIS WiFi PRO system combines AFL's powerful fiber connector inspection and analysis with the familiar ease of a smart device. FOCIS WiFi PRO works the way you do – connected to your phone or tablet. FOCIS WiFi PRO enables mobile workers to complete remote fiber optic connector inspection tasks while remaining connected to coworkers and managers.

The AFL FOCIS application software enables users to view live images on their smart devices, save, recall and share saved end-face images via e-mail, text of text attachment and mobile cloud applications like Dropbox and Google Drive.



### FOCIS WiFi PRO Kits with Adapter Tips and Cleaners

AFL NO.	Model and Description
<b>FMPR-00-04XU</b>	<b>FOCIS WiFi PRO UPC kit.</b> Includes DFS1 Digital FiberScope, Portable Application Link (PAL) with FOCIS WiFi PRO firmware, adapter tips (1.25 & 2.5 mm Universal, SC/FC, LC), adapter tip box, One-Click Mini-100 SC/ST/FC, One-Click Mini-100 LC/MU, AC adapter, FOCIS WiFi holster, hard carry case.
<b>FMPR-00-04XA</b>	<b>FOCIS WiFi PRO APC kit.</b> Includes DFS1 Digital FiberScope, Portable Application Link (PAL) with FOCIS WiFi PRO firmware, adapter tips (2.5 mm Universal, SC/APC, FC/APC), adapter tip box, One-Click Mini-100 SC/ST/FC, AC adapter, FOCIS WiFi holster, hard carry case.
<b>FMPR-00-04XM</b>	<b>FOCIS WiFi PRO MPO kit.</b> Includes DFS1 Digital FiberScope, Portable Application Link (PAL) with FOCIS WiFi PRO firmware, MTP/PC and MTP/APC adapter tips, One-Click Cleaner MPO, AC adapter, FOCIS WiFi holster, hard carry case, adapter tip box.
<b>FMPR-00-04XD</b>	<b>FOCIS WiFi PRO Data Center kit.</b> Includes DFS1 Digital FiberScope, Portable Application Link (PAL) with FOCIS WiFi PRO firmware, adapter tips (MTP/PC, MTP/APC, 1.25 mm Universal, LC/PC, One-Click MPO, One-Click Mini-100 LC/MU, AC adapter, FOCIS WiFi holster, hard carry case, adapter tip box.



FOCIS WiFi soft case kit

### FOCIS WiFi PRO Kits in Soft Case without Adapter Tips and Cleaners

AFL NO.	Model and Description
<b>FMPR-00-04XN</b>	<b>FOCIS WiFi PRO kit.</b> Includes DFS1 Digital FiberScope, Portable Application Link (PAL) with FOCIS WiFi PRO firmware, AC adapter, FOCIS WiFi holster, adapter tip box, soft carry case.
<b>FMPR-01-04XN</b>	<b>FOCIS WiFi PRO Upgrade kit for DFS1 owners.</b> Includes Portable Application Link (PAL) with FOCIS WiFi PRO firmware, AC adapter, FOCIS WiFi holster, soft carry case.



FOCIS WiFi hard case kit

### FOCIS WiFi PRO Kits in a Hard Carry Case without Adapter Tips and Cleaners

AFL NO.	Description
<b>FMPR-00-04XN-HC</b>	<b>FOCIS WiFi PRO kit.</b> Includes DFS1 Digital FiberScope, Portable Application Link (PAL) with FOCIS WiFi PRO firmware, AC adapter, FOCIS WiFi holster, hard carry case, adapter tip box.
<b>FMPR-01-04XN-HC</b>	<b>FOCIS WiFi PRO Upgrade kit for DFS1 owners.</b> Includes Portable Application Link (PAL) with FOCIS WiFi PRO firmware, AC adapter, FOCIS WiFi holster, hard carry case.

**\$250**  
Minimum Order

www.AFLglobal.com or +1 (800) 321-5298, +1 (603) 528-7780

January 15, 2016



DFS1

### DFS1 Digital FiberScope

The DFS1 Reference Guide is available in French, German, Italian, Portuguese and Spanish on [www.AFLglobal.com](http://www.AFLglobal.com).

The DFS1 Digital FiberScope supports magnified video inspection of optical fiber connector end-faces during fiber optic cable and connector installation and maintenance. The DFS1 connects via USB port to AFL's M-Series OTDRs) and C-Series OTDRs or Certification Testers to display and archive inspection images. An extensive array of adapter tips is available to support inspection of all commonly used fiber optic connectors. The DFS1 includes a software update for the M-Series OTDRs and C-Series OTDRs or Certification Testers. Fiber end-faces may also be viewed on a PC (using AFL SimpleView software) by connecting the DFS1 to the PC's USB port.

Model	Field of View	Adapter Mount	Focus	Power
<b>DFS1 Digital FiberScope</b>	~400 μm x 300 μm	Thread-on	Manual adjustment, 2 mm max travel	USB port of M-Series OTDR or C-Series OTDR or C-Series Certification Tester



AFL SimpleView

### AFL SimpleView™ Fiber Inspection Software

AFL SimpleView Fiber Inspection Software is an application that permits the AFL DFS1 Digital FiberScope to be used with Windows® XP or Windows® 7 computers. AFL SimpleView software provides a live, high-resolution video image of the end-face of an optical fiber. This capability enables fiber installers and network technicians to inspect and troubleshoot optical fibers and verify that they are clean and undamaged.

**AFL SimpleView software is available as a free download from AFL, [www.AFLglobal.com](http://www.AFLglobal.com).**



DFS1-00-04XU

### DFS1 Digital FiberScope and Inspection Kits

The DFS1 is available in three different kits, which provide either PC/UPC adapters, APC adapters, or no adapters. All kits include soft carry case, a storage box to hold up to six adapter tips, FiberScope display software update for M series OTDRs and C840 Certification Tester and a Quick Reference Guide.

AFL NO.	Description
<b>DFS-00-04XU</b>	DFS1 Digital FiberScope PC/UPC Inspection kit includes: (1) DFS1-00-04X0MR DFS1 USB Digital FiberScope (1) DFS1-00-0001MR Universal 1.25 mm male PC adapter tip (1) DFS1-00-0002MR Universal 2.5 mm male PC adapter tip (1) DFS1-00-0003MR SC and FC female bulkhead adapter tip (1) DFS1-00-0004MR LC female bulkhead adapter tip (1) DFS1-04-0001MZ soft carry case for scope and adapters (1) 8500-05-0001MZ One-Click Cleaner SC, ST, FC (1) 8500-05-0002MZ One-Click Cleaner LC/MU (1) 1400-01-0093MZ 6-compartment adapter tip storage box (1) Digital FiberScope display software update for M210e, M310, M710, C840, C880
<b>DFS-00-04XA</b>	DFS1 Digital FiberScope APC Inspection kit includes: (1) DFS1-00-04X0MR DFS1 USB Digital FiberScope (1) DFS1-01-0002MR Universal 2.5 mm male APC adapter tip (1) DFS1-01-0003MR SC/APC and FC/APC bulkhead adapter tip (1) DFS1-01-0011MR SC/APC bulkhead adapter tip (1) DFS1-04-0001MZ soft carry case for scope and adapters (1) 8500-05-0001MZ One-Click Cleaner SC, ST, FC (1) 1400-01-0093MZ 6-compartment adapter tip storage box (1) Digital FiberScope display software update for M210e, M310, M710, C840, C880
<b>DFS-00-04XN</b>	DFS1 USB Digital Fiber Inspection kit without adapters includes: (1) DFS1-00-04X0MR DFS1 USB Digital FiberScope (1) Soft carry case for scope and adapters (1) 6-compartment adapter tip box (1) Digital FiberScope display software update for M210e, M310, M710, C840, C880
<b>SP2-DFS1-04X</b>	2-year Service Plan for DFS1 kits If your DFS1 kit is found defective, AFL will repair or replace at no additional charge. Includes free return shipping and free replacement of worn adapter tips.

**\$250**  
Minimum Order

[www.AFLglobal.com](http://www.AFLglobal.com) or +1 (800) 321-5298, +1 (603) 528-7780

January 15, 2016

#### DFS1 Accessories

AFL NO.	Description
DFS1-04-0001MZ	Soft carry case for DFS1 Digital FiberScope and adapters
1400-01-0093MZ	6-compartment adapter tip storage box
1400-01-0094MZ	11-compartment adapter tip storage box
DFS1-001-00	Digital FiberScope display software update for M210e, M310, M710, C840, C880
8500-05-0001MZ	One-Click Cleaner SC, ST, FC
8500-05-0002MZ	One-Click Cleaner LC/MU

#### DFS1 Adapter Tips

Please see the DFS1 Adapter Tip Selection Guide (available on [www.AFLglobal.com](http://www.AFLglobal.com)) for additional information on how to select appropriate adapter tips to use with your DFS1 Digital FiberScope.

Following table identifies commonly required adapter tips. Other adapter tips available. Consult factory for additional adapter tips and prices.



DFS1-00-0001MR



DFS1-00-0002MR



DFS1-00-0004MR



DFS1-00-0013MR



DFS1-00-0045MR  
~150 mm

AFL NO.	Description	Tip ID
<b>PC Ferrule Connector Adapter Tips</b>		
DFS1-00-0001MR	Universal 1.25 mm tip for PC ferrule connector	U125
DFS1-00-0002MR	Universal 2.5 mm tip for PC ferrule connector	U25
DFS1-00-0005MR	Universal 2.0 mm tip for PC ferrule connector	U20
DFS1-00-0006MR	Universal 1.6 mm tip for PC ferrule (termini)	T16M
DFS1-00-0038MR	Slim 1.25 mm probe tip for LuxCis and termini	T12M
DFS1-00-0039MR	Slim 2.5 mm PC ferrule tip for ELIO and termini	T25M
DFS1-00-0007MR	Tip for Biconic ferrule connector	BI
DFS1-00-0008MR	Tip for ELIO 1.25 mm ferrule connector	E12M
DFS1-00-0009MR	Tip for SMA 905 ferrule connector	SMA
<b>SC/PC and FC/PC Bulkhead Adapter Tips</b>		
DFS1-00-0003MR	Tip for SC/PC and FC/PC bulkhead adapter	FS
DFS1-00-0010MR	Short extended tip for SC/PC and FC/PC bulkhead adapter	FS
DFS1-00-0011MR	Medium extended tip for SC/PC and FC/PC bulkhead adapter	FS
DFS1-00-0012MR	Long extended tip for SC/PC and FC/PC bulkhead adapter	FS
DFS1-00-0013MR	60° angled tip for SC/PC and FC/PC bulkhead adapter	FS, A6
DFS1-00-0040MR	60° angled tip for SC/PC bulkhead adapter	SC, A6
<b>ST/PC Bulkhead Adapter Tips</b>		
DFS1-00-0014MR	Tip for ST/PC bulkhead adapter	ST
DFS1-00-0015MR	Short extended tip for ST/PC bulkhead adapter	ST
DFS1-00-0016MR	Medium extended tip for ST/PC bulkhead adapter	ST
DFS1-00-0017MR	Long extended tip for ST/PC bulkhead adapter	ST
DFS1-00-0018MR	60° angled tip for ST/PC bulkhead adapter	ST, A6
<b>LC/PC Bulkhead Adapter Tips</b>		
DFS1-00-0004MR	Tip for LC/PC bulkhead adapter	LC
DFS1-00-0019MR	Short extended tip for LC/PC bulkhead adapter	LC
DFS1-00-0020MR	Medium extended tip for LC/PC bulkhead adapter	LC
DFS1-00-0021MR	Long extended tip for LC/PC bulkhead adapter	LC
DFS1-00-0022MR	60° angled tip for LC/PC bulkhead adapter	LC, A6
<b>E2000/PC Bulkhead Adapter Tips</b>		
DFS1-00-0023MR	Short extended tip for E2000/PC bulkhead adapter	E2K
DFS1-00-0024MR	Medium extended tip for E2000/PC bulkhead adapter	E2K
DFS1-00-0025MR	Long extended tip for E2000/PC bulkhead adapter	E2K

**\$250**  
Minimum Order

[www.AFLglobal.com](http://www.AFLglobal.com) or +1 (800) 321-5298, +1 (603) 528-7780

#### DFS1 Adapter Tips (continued)

Following table identify commonly required adapter tips. Other adapter tips available. Consult factory for additional adapter tips and prices.

AFL NO.	Description	Tip ID	
<b>MU/PC Bulkhead Adapter Tips</b>			
DFS1-00-0026MR	Tip for MU/PC bulkhead adapter	MU	
DFS1-00-0027MR	Short extended tip for MU/PC bulkhead adapter	MU	
DFS1-00-0028MR	Medium extended tip for MU/PC bulkhead adapter	MU	
DFS1-00-0029MR	Long extended tip for MU/PC bulkhead adapter	MU	
DFS1-00-0030MR	60° angled tip for MU/PC bulkhead adapter	MU, A6	
<b>MTP/MPO Multi-fiber Adapter Tips (ferrule and bulkhead)</b>			
DFS1-00-0037MR	MTP/PC ferrule and bulkhead adapter extended tip; includes base plus MTP/PC front end tip	MTP <sup>a, b</sup>	
DFS1-00-0041MR	Front end tip for MTP/PC ferrule and bulkhead adapter	MTP <sup>b</sup>	
DFS1-00-0042MR	MTP/PC and MTP/APC ferrule and bulkhead adapter extended tip kit; includes base plus MTP/PC and MTP/APC front end tips	MTP, MTPA <sup>a, b</sup>	
DFS1-00-0050MR	Multi-row MTP/PC ferrule and bulkhead adapter extended tip kit; Includes base plus multi-row MTP/PC front end tip.	MTP <sup>a, b</sup>	
<b>SC2 Bulkhead Adapter Tips</b>			
DFS1-00-0043MR	Short extended tip for SC2 bulkhead adapter	SC2	
DFS1-00-0044MR	Medium extended tip for SC2 bulkhead adapter	SC2	
DFS1-00-0045MR	Long extended tip for SC2 bulkhead adapter	SC2	
<b>Miscellaneous PC Bulkhead Adapter Tips</b>			
DFS1-00-0031MR	Tip for LEMO 2.0 mm bulkhead adapter	LEMO	
DFS1-00-0032MR	Tip for LX.5/PC bulkhead adapter	LX	
DFS1-00-0033MR	Tip for 2.0 mm termini bulkhead adapter	T20F	
DFS1-00-0034MR	Tip for 1.6 mm termini bulkhead adapter	T16F	
DFS1-00-0036MR	Tip for ELIO 1.25 mm bulkhead adapter	E12F	
DFS1-00-0046MR	Tip for SMA 905 bulkhead adapter	SMAF	
DFS1-00-0047MR	TFOCA II ferrule and bulkhead adapter tip + guide kit	TFO-U TFO-G	
DFS1-00-0048MR	TFOCA II ferrule and bulkhead adapter guide only	TFO-G	
DFS1-00-0049MR	TFOCA II ferrule and bulkhead adapter tip only	TFO-U	
<b>APC Tips</b>			
DFS1-01-0001MR	Universal 1.25 mm tip for APC ferrule connector	U12A	
DFS1-01-0002MR	Universal 2.5 mm tip for APC ferrule connector	U25A	
DFS1-01-0003MR	Tip for SC/APC and FC/APC bulkhead adapter	FSA	
DFS1-01-0011MR	Tip for SC/APC bulkhead adapter	SCA	
DFS1-01-0004MR	Tip for LC/APC bulkhead adapter	LCA	
DFS1-01-0005MR	Short extended tip for SC/APC bulkhead adapter	SCAX	
DFS1-01-0006MR	60° angled tip for SC/APC bulkhead adapter	A6A	
DFS1-01-0007MR	Tip for hardened SC/APC (OptiTap®) bulkhead adapter	OTAPA	
DFS1-01-0008MR	Tip for E2000/APC bulkhead adapter	E2KA	
DFS1-01-0009MR	Tip for LX.5/APC bulkhead adapter	LXA	
DFS1-01-0010MR	MTP/APC ferrule and bulkhead adapter extended tip kit; includes base plus MTP/APC front end tip	MTPA <sup>a, b</sup>	
DFS1-01-0012MR	Front end tip for MTP/APC ferrule and bulkhead adapter	MTPA <sup>b</sup>	
DFS1-01-0013MR	Tip for OptiTap® APC ferrule and bulkhead adapter	OTIPA	



DFS1-01-0002MR



DFS1-01-0003MR

#### Notes:

- a. MTP extended tip marking includes S/N since these have moving parts.
- b. Base plus tip is required to inspect MPO/MTP connectors. All MPO/MTP connectors are inspected through bulkhead adapter.

January 15, 2016



OFS300



VS300



VS300 MTP/MPO Kit



OFS300 MTP/MPO Kit



2460-10-0002

### Microscopes for Connectors on Patch Cords (OFS300, VS300)

The OFS300-200C and VS300 are hand-held microscopes used for inspecting fiber optic connectors on patch cords and test jumpers.

The OFS300-200C is a high-resolution optical microscope with integrated infrared safety filter. The VS300 is a video microscope with no direct optical path from the connector under inspection to the user.

Each scope includes a 2.5 mm Universal adapter cap and neck strap. VS300 models also include a carry case.

The OFS300-200C and VS300 models use thread-on adapter caps (see [page 48](#)).

Model	Nominal Magnification	Adapter Mount	Infrared Safety Filter	Power
OFS300-200C	200x	Thread-on	Schott KG3	(2) AA alkaline
VS300	400x	Thread-on	Not required - no optical path to user	(2) AA alkaline

### Low Cost, Basic MTP®/MPO Inspection and Cleaning Kits

AFL NO.	Description
MPOK-AU-OPTX	OFS300 UPC/APC MTP/MPO Inspection and Cleaning kit
MPOK-XU-OPTX	OFS300 UPC MTP/MPO Inspection and Cleaning kit
MPOK-AX-OPTX	OFS300 APC MTP/MPO Inspection and Cleaning kit
MPOK-AU-VIDX	VS300 UPC/APC MTP/MPO Inspection and Cleaning kit
MPOK-XU-VIDX	VS300 UPC MTP/MPO Inspection and Cleaning kit
MPOK-AX-VIDX	VS300 APC MTP/MPO Inspection and Cleaning kit

### MPO Upgrade Kits

AFL NO.	Description
MPOK-AU-OPTU	OFS300 UPC/APC MTP/MPO Upgrade kit
MPOK-XU-OPTU	OFS300 UPC MTP/MPO Upgrade kit
MPOK-AX-OPTU	OFS300 APC MTP/MPO Upgrade kit
MPOK-AU-VIDU	VS300 UPC/APC MTP/MPO Upgrade kit
MPOK-XU-VIDU	VS300 UPC MTP/MPO Upgrade kit
MPOK-AX-VIDU	VS300 APC MTP/MPO Upgrade kit

### OFS300 Accessories

AFL NO.	Description
2460-10-0002	Spare LED for OFS300-200B
1400-01-0055	Soft Carry case
OFS1-00-0100	Hard Carry case
2900-10-0001	Tripod Stand (table top)
1400-01-0025PZ	Holster
2900-10-0004	20X Eyepiece

### VS300 Accessories

AFL NO.	Description
1400-01-0055	Soft carry case
VOS3-00-0109	Hard carry case
VOS3-00-0104	Replacement eyepiece
2900-10-0001	Tripod stand (table top)
4050-00-0115	AC adapter 110 VAC/9 VDC
VOS3-00-0108	Video cable, VS300 to RCA plug

**\$250**  
Minimum Order

www.AFLglobal.com or +1 (800) 321-5298, +1 (603) 528-7780

January 15, 2016

## AFL's Solutions for OptiTap/OptiTip Connectors Inspection and Cleaning

OptiTap® (hardened SC/APC) and OptiTip® (hardened MPO/APC) connectors can be easily inspected and cleaned using AFL's Inspection and Cleaning solutions.



### OptiTip Connectors

The OptiTip connector can be easily inspected using either DFS1 Inspection Probe (included in FOCIS WiFi Inspection Systems) or FOCIS Flex with the DFS1-01-0013MR OptiTip adapter tip with OTIPM barrel attachment installed or removed. Cleaning of the OptiTip connector is made simple with the NEOCLEAN-M cleaner, which cleans all 12-fiber end-faces easily with a simple push action.

AFL NO.	Description
<b>FOCIS WiFi PRO</b>	See section " <a href="#">FOCIS WiFi PRO Fiber Optic Connector Inspection Systems</a> " on page 41
<b>FOCIS Flex</b>	See section " <a href="#">FOCIS Flex Fiber Optic Connector Inspection System</a> " on page 40
<b>DFS1-01-0013MR</b>	DFS1 adapter tip for OptiTip® APC ferrule and bulkhead adapter (Tip ID: OTIPA)
<b>8500-15-0909MZ</b>	NEOCLEAN-M for MPO/MTP connectors, 600+ cleans. Cost per Clean: <\$0.15



### OptiTap Connectors

The OptiTap connector can be easily inspected using either DFS1 Inspection Probe (included in FOCIS WiFi Inspection Systems) or FOCIS Flex with the DFS1-01-0002MR or FFLX-01-A25 adapter tip respectively. The OptiTap connector is easily cleaned using the 8500-00-0001MZ One-Click Cleaner.

AFL NO.	Description
<b>FOCIS WiFi PRO</b>	See section " <a href="#">FOCIS WiFi PRO Fiber Optic Connector Inspection Systems</a> " on page 41
<b>FOCIS Flex</b>	See section " <a href="#">FOCIS Flex Fiber Optic Connector Inspection System</a> " on page 40
<b>DFS1-01-0002MR</b>	DFS1 adapter tip: Universal 2.5 mm tip for APC ferrule connector (Tip ID: U25A)
<b>FFLX-01-A25</b>	FOCIS Flex adapter tip: Universal 2.5 mm, APC ferrule adapter tip
<b>8500-00-0001MZ</b>	One-Click Cleaner SC, ST, FC (500+ cleans). Cost per Clean: <\$0.13

**\$250**  
Minimum Order



FTS2



FTS-20C



Headset

## FTS2 Fiber Optic Talk Sets

Fiber Optic Talk Sets are an inexpensive solution to meet your communication needs when testing multimode or single-mode fiber optic cables. Designed for voice communication over spare fibers, they provide full duplex, hands-free operation.

The FTS2 model is for long-range single-mode applications. This model includes a multiparty communication feature, which provides the connection of two talk sets at a common site to extend the range or to include three or more persons in the conversation. The FTS2 output connectors accept thread-on adapters. Specify connector type (e.g. FTS2-1310-SC). See table "FTS2 Connector Adapters" for available adapters.

FTS2 comes with a carry case and protective rubber boot. AC adapters are available, see table "FTS Accessories".

Model	Wavelength (nominal)	Fiber Type & Dynamic Range (dB)	Output	Available Connector Types	Power	Features		
						One Fiber	Digital Modulation	Multiparty
FTS2 – 1310	1310 nm	(SM) - 45 (MM) - 20 <sup>a</sup>	Class I	FC, SC, ST, LC	(4) AA, AC	◆	◆	◆
FTS2 – 1550	1550 nm	(SM) - 45 (MM) - 20 <sup>a</sup>	Class I	FC, SC, ST, LC	(4) AA, AC	◆	◆	◆

**Note:**

a. Typical.

## FTS Accessories

AFL NO.	Description	FTS1	FTS2
1300-10-0102	Headset and adapter	◆	◆
4050-00-0911	AC adapter 90-264VAC/9VDC, (specify power cord, see <a href="#">page 49</a> , Table 1)	◆	◆
8500-10-0900	FTS-20C clip-on coupler, FC connector only (for FTS2 only)		◆

## FTS2 Connector Adapters

AFL NO.	Description
2900-50-0002MR	FC adapter
2900-50-0003MR	SC adapter
2900-50-0004MR	ST adapter
2900-50-0006MR	LC adapter
8800-00-0072PR	Universal flip-top dust cap for UCI outputs

### Adapter Caps

#### Adapter Caps for OPM Ports, OFS300-200, and VS300

AFL standard thread-on adapter caps are used to mate non-angled single-fiber and dual-fiber connectors to optical power meter ports on OPM/CSM series power meters, C850/M650 series OTDRs, and inspection ports on OFS300-200C and VS300 microscopes.

AFL NO.	Description
8800-00-0214	2.5 mm Universal (accepts FC, SC, and ST ferrules)
8800-00-0224	1.25 mm Universal (accepts LC and MU ferrules)
8800-00-0200	FC
8800-00-0209	SC
8800-00-0202	ST®
8800-00-0225	LC simplex/duplex
8800-00-0221	E-2000
8800-00-0226	MU simplex
8800-00-0219	2.5 mm open Universal. Accepts SC duplex, OptiTap connector for measuring optical power.
8800-00-0230	MT-RJ (A side only). When used for loss testing, "A side only" adapter verifies system polarity
8800-00-0231	MT-RJ (A side or B side)
8800-00-0203	SMA
8800-00-0201	D4
8800-00-0204	Biconic
8800-00-0211	DIN 47256
8800-00-0212	Radial PFO/VFO
Adapters for Plastic Optical Fiber (POF)	
8800-00-0223	1.0 mm bare fiber (plastic)
8800-00-0271PR	HP-HFBR-45XX POF Universal

**Notes:**

- a. For inspecting backplane and duplex connectors with 1.25 mm ferrules such as LC and MU. Not recommended for measuring optical power.
- b. For inspecting backplane and duplex connectors with 2.5 mm ferrules such as FC, SC, and ST. Not recommended for measuring optical power (except OptiTap).

### Accessories

#### Encircled Flux (EF) Modal Conditioners



Encircled Flux Modulator

Industry specifications TIA-526-14-B and IEC 61280-4-1 Ed. 2.0 define multimode test launch conditions required for testing multimode networks. Modal conditioners provide a convenient and reliable means of bringing multimode sources into compliance with encircled flux specification requirements. Modal Conditioners are available in both 50 micron and 62.5 micron configurations. Each conditioner is supplied with one meter pigtailed.

AFL NO.	Description: Fiber Size, Connectors
8700-06-0001MR	50/125 µm, FC input to FC output
8700-06-0002MR	62.5/125 µm, FC input to FC output
8700-06-0003MR	50/125 µm, SC input to SC output
8700-06-0004MR	62.5/125 µm, SC input to SC output
8700-06-0005MR	50/125 µm, SC input to LC output
8700-06-0006MR	62.5/125 µm, SC input to LC output

#### FTTx Wavelength Selective Adapter Cap (OPM Series)

The AFL FTTx wavelength selective adapter cap allows any AFL Optical Power Meter (OPM), including all OPM1, OPM4, and OPM5 models, to measure downstream signal power on FTTx networks carrying both 1490 nm and 1550 nm signals.

AFL NO.	Description
8800-00-0270PR	SC, FTTX 3-WAVE, a selectable pass filter - All Pass, - 1490 nm, - 1550 nm

#### Adapter Caps for OFS300-200 and VS300 Only

AFL thread-on angled and multifiber adapter caps are used to mate angled single-fiber as well as angled or non-angled multifiber connectors to our OFS 300-200C and VS300 microscopes. Do not use the following adapter caps with our optical power meters or other test sets to measure optical power.

AFL NO.	Description
8800-00-0220	Angled SC
8800-00-0218	Angled FC
8800-00-0229	Angled E-2000
8800-00-0234	MTP®/MPO angled ferrule (8°), typically SM
8800-00-0233	MTP®/MPO flat ferrule (0°), typically MM
8800-00-0236	1.25 mm open Universal <sup>a</sup>
8800-00-0219	2.5 mm open Universal <sup>b</sup>
8800-00-0235	SMC 0°
8800-00-0244	1.6 mm ferrule (pin)
8800-00-0248	2.0 mm ferrule (pin)
8800-00-0227	EC (Radiall)
8800-00-0265	1.25/2.5 mm Universal sliding (2-position) adapter

**\$250**  
Minimum Order



### Accessories

#### Multimode Test Jumpers (62.5/125 µm - 2 meters)

AFL NO.	Description
8700-00-0053MR	SC/SC
8700-00-0045	SC/ST
8700-00-0003	ST/ST

#### Single-mode Test Jumpers (9/125 µm - 2 meters)

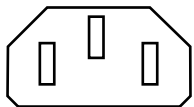
AFL NO.	Description
8700-00-0005	FC/FC
8700-00-0016	FC/ST
8700-00-0017	ST/ST
8700-00-0018	SC/SC
8700-00-0021	FC/SC
8700-00-0022	SC/ST
8700-00-0032	FC-APC/FC-UPC
8700-00-0033	SC-APC/FC-UPC
8700-00-0034	SC-APC/SC-UPC
8700-00-0046	LC/SC

#### Bare Fiber Test Accessories

AFL NO.	Description
8500-10-0007	Bare fiber test connector
8400-00-0066MZ	SC terminator
8400-00-0048MZ	FC terminator

### Power Supply Cords

#### 3-Conductor Power Cords (for C, CS, FLX, M, OFL Series and FTS, OLT55, OLS1-1C/2C, T400/500B, VFS2, VOA5 Series)



Please specify power cord type (country) when ordering an AC adapter. One power cord is included with each AC adapter at no charge. Additional power cords may be purchased separately.

Table 1

AFL NO.	Country	Description
6000-00-0001MR	USA	3-conductor, IEC320, 115V, Type K
6000-00-0012MR	Euro	3-conductor, IEC320, 250V, Type B
6000-00-0015MR	UK	3-conductor, IEC320, 250V, Type D
6000-00-0016MR	Australia, China	3-conductor, IEC320, 250V, Type C
6000-00-0017MR	Denmark	3-conductor, IEC320, 250V, Type E
6000-00-0018MR	Japan	2-conductor, IEC320, 125V, Type M
6000-00-0019MR	Swiss	3-conductor, IEC320, 250V, Type L
6000-00-0020MR	Italy	3-conductor, IEC320, 250V, Type I
6000-00-0021MR	Israel	3-conductor, IEC320, 250V, Type H
6000-00-0022MR	India	3-conductor, IEC320, 250V, Type G

#### Mating Adapters (Bulkheads)

All adapters listed here meet single-mode mechanical tolerance requirements and therefore are recommended for both multimode and single-mode testing.

AFL NO.	Description
8400-00-0004MR	FC/FC
8400-00-0020	ST/ST
8400-00-0029MR	SC/FC
8400-00-0045MR	SC/SC
8400-00-0054	SC/ST

#### Mandrels for Multimode Link Testing

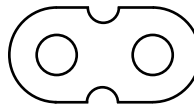
Mandrels are used to meet the transmit jumper mandrel-wrap requirements of TIA/EIA-568 B.3 (Section 7.1) when testing multimode links using an LED source.

AFL NO.	Description
5400-00-0201PZ	Mandrel, 62.5 µm fiber, 3 mm jacket
5400-00-0202PZ	Mandrel, 50 µm fiber, 3 mm jacket
5400-00-0900PZ	Kit with two mandrels, 62.5 and 50 µm fiber, 3 mm jacket

#### Return Loss Test Sets Accessories

AFL NO.	Description
2475-20-0001MZ	Index Matching Block – simplifies return loss measurements (set of 5)

#### 2-Conductor Power Cords (for OLS1-DUAL, OLS2-DUAL, OLS4, and OLS7)



Please specify power cord type (country) when ordering an AC adapter. One power cord is included with each AC adapter at no charge. Additional power cords may be purchased separately.

Table 2

AFL NO.	Country	Description
6000-12-0001MR	USA	2-conductor, IEC 320-C7, Type N
6000-12-0002MR	Euro	2-conductor, IEC 320-C7, Type A
6000-12-0003MR	UK	2-conductor, IEC-320-C7, Type D
6000-12-0004MR	Australia, China	2-conductor, IEC-320-C7, Type P
6000-12-0005MR	India	2-conductor, IEC-320-C7, Type G
6000-12-0006MR	Japan	2-conductor, IEC-320-C7, Type M

### Discontinued Products Accessories

AFL NO.	Description
<b>C850 OTDR Accessories</b>	
4050-00-0122PR	Vehicle charger/supply, 18 V, 6.7 A, 120 W
1400-01-0090PZ	C850 hard carry case
4050-00-0918PR	AC adapter 100-240 VAC to 18 VDC, (specify power cord, see <a href="#">page 49</a> , Table 1)
3900-05-0004ME	Li-Ion battery
4050-30-0005MR	Li-Ion battery charger 90-260 VAC (specify power cord, see <a href="#">page 49</a> , Table 2)
6000-00-0027MR	Cable, USB-MINI B (connect to PC)
TRM-00-0920PR	TRM® 2.0 software upgrade, Basic to Advanced
2900-50-0002MR	FC adapter for OTDR port
2900-50-0003MR	SC adapter for OTDR port
2900-50-0004MR	ST adapter for OTDR port
2900-50-0006MR	LC adapter for OTDR port
8800-00-0200	FC adapter for OPM port
8800-00-0209	SC adapter for OPM port
8800-00-0202	ST® adapter for OPM port
8800-00-0225	LC adapter for OPM port
8800-00-0214	2.5 mm adapter for OPM port
8800-00-0224	1.25 mm adapter for OPM port
2900-53-0001MR	2.5 mm adapter for VFL port
2900-53-0002MR	1.25 mm adapter for VFL port
8800-00-0072PR	Flip-top dust cap for UCI outputs
<b>M100 OTDR Accessories</b>	
M100-00-0108	CompactFlash card holder
M100-00-0107	M100 battery pack (three packs required)
4050-00-0917PR	M100 AC adapter <sup>a</sup>
2900-50-0002MR	FC adapter for OTDR port
2900-50-0003MR	SC adapter for OTDR port
2900-50-0004MR	ST adapter for OTDR port
2900-50-0006MR	LC adapter for OTDR port
2900-50-0007MR	2.5 mm Universal for VFL port
<b>M200 OTDR Accessories</b>	
M200-001-01	M200 Software upgrade from v1.X to v2.X
1400-01-0075PZ	Hard carry case for M200 with 6 compartment connector case
3900-05-0001PE	Li-Ion battery
4050-00-0918PR	AC adapter <sup>a</sup> , 100-240 VAC to 18 VDC
6000-00-0024MR	Cable, USB-MINI B (connect to PC)
1420-35-0009PR	CF slot cover
<b>M600 OTDR Accessories</b>	
4050-00-0918PR	AC adapter <sup>a</sup> , 100-240 VAC to 18 VDC
3900-02-0100	Spare battery

AFL NO.	Description
<b>M700 OTDR Accessories</b>	
2900-50-0002MR	FC adapter for OTDR port
2900-50-0003MR	SC adapter for OTDR port
2900-50-0004MR	ST adapter for OTDR port
2900-50-0006MR	LC adapter for OTDR port
8800-00-0200	FC adapter for OPM port
8800-00-0209	SC adapter for OPM port
8800-00-0202	ST® adapter for OPM port
8800-00-0225	LC adapter for OPM port
8800-00-0214	2.5 mm Universal adapter for OPM port
8800-00-0224	1.25 mm Universal adapter for OPM port
2900-53-0001MR	2.5 mm Universal adapter for VFL port
2900-53-0002MR	1.25 mm Universal adapter for VFL port
8800-00-0072PR	Universal flip-top dust cap for UCI outputs
4050-00-0122PR	Vehicle charger/supply, 18 V, 6.7 A, 120 W
1400-01-0082PZ	Soft carry case
1400-01-0090PZ	Hard carry case
4050-00-0918PR	AC adapter <sup>a</sup> , 100-240 VAC to 18 VDC
3900-05-0004ME	Li-Ion battery
4050-30-0005MR	Li-Ion battery charger 90-260 VAC <sup>a</sup>
6000-00-0027MR	Cable, USB-MINI B (connect to PC)
TRM-00-0920PR	TRM® 2.0 upgrade to Advanced software
<b>OFL200 OTDR Accessories</b>	
4050-00-0919PR	AC adapter <sup>b</sup> , 100-240 VAC to 9 VD
6000-00-0003MR	Serial cable, DB9/DB9, M/F
6000-00-0026MR	USB to RS232 DB9 cable
3900-04-0007ME	NiMH battery pack
2900-50-0002MR	FC adapter for OTDR port
2900-50-0003MR	SC adapter for OTDR port
2900-50-0004MR	ST adapter for OTDR port
2900-50-0006MR	LC adapter for OTDR port
2900-50-0007MR	2.5 mm Universal adapter for VFL port
2900-50-0010MR	1.25 mm Universal adapter for VFL port
<b>OFL250 OTDR Accessories</b>	
6000-00-0024MR	Cable, USB-MINI B (connect to PC)
4050-00-0123PR	Vehicle charger/supply, 15 V, 5.0 A, 75 W
4050-00-0927PR	AC adapter <sup>a</sup> 100-240 VAC to 15 VDC
4050-30-0005MR	Li-Ion battery charger <sup>b</sup> 90-260 VAC
3900-05-0003ME	Li-Ion battery pack
1400-01-0045	Soft carry case
1400-01-0098PZ	Hard carry case
8800-00-0072PR	Universal flip-top dust cap for UCI outputs

### Discontinued Products Accessories

AFL NO.	Description	
TRM-00-0920PR	TRM® 2.0 software upgrade; Basic to Advanced	
<b>OLTS5 Accessories</b>		
4050-00-0912PR	AC adapter <sup>a</sup> , 90-264 VAC to 12 VDC	
6000-00-0026MR	USB to RS232 DB9M	
3900-04-0106PE	NiMH-AA battery pack	
<b>ORL38 Accessories</b>		
4050-00-0918PR	AC adapter <sup>a</sup> , 100-240 VAC to 18 VDC	
6000-00-0026MR	USB to RS232 DB9M	
3900-04-0106PE	NiMH-AA battery pack	
3900-05-0001PE	Lithium Ion battery	
<b>SVA1 Accessories</b>		
2900-50-0002MR	FC adapter	
2900-50-0003MR	SC adapter	
2900-50-0004MR	ST adapter	
2900-50-0006MR	LC adapter	
8800-00-0072PR	Universal flip-top dust cap for UCI outputs	
<b>T400 Accessories</b>		
4050-00-0912PR	AC adapter <sup>a</sup> , 90-264 VAC to 12 VDC	
6000-00-0003MR	Serial cable, DB9/DB9, M/F	
6000-00-0026MR	USB to RS232 DB9M cable	
<b>T500 Accessories</b>		
4050-00-0918PR	AC adapter <sup>a</sup> , 100-240 VAC to 18 VDC	
6000-00-0026MR	USB to RS232 DB9M	
3900-04-0106PE	NiMH-AA battery pack	
3900-05-0001PE	Lithium Ion battery	
<b>VOA6-SM Accessories and Connector Adapters</b>		
2900-FT-LS-FCMR	FC connector	
2900-FT-LS-SCMR	SC connector	
2900-FT-LS-STMTR	ST connector	
2900-FT-FCLC	FC-LC hybrid adapter	
1400-10-0220PZ	Protective rubber boot	
1400-01-0087PZ	Carry case	

**Notes:**

- a. Specify power cord, see [page 49](#), Table 1.
- b. Specify power cord, see [page 49](#), Table 2.
- c. Used for viewing patch cords.

AFL NO.	Description	
<b>VFS2 Microscope Accessories</b>		
VFS2-02-0100	FC adapter tip	
VFS2-02-0101	SC adapter tip	
VFS2-02-0102	ST <sup>®</sup> adapter tip	
VFS2-02-0103 <sup>c</sup>	2.5 mm Universal; accepts FC, SC, ST ferrules	
VFS2-02-0104 <sup>c</sup>	1.25 mm Universal; accepts LC and MU ferrules	
VFS2-02-0105 <sup>c</sup>	2.0 mm Universal for male Mil C 28876	
VFS2-02-0106 <sup>c</sup>	2.0 mm Socket for female Mil C 28876	
VFS2-02-0108 <sup>c</sup>	1.6 mm Universal for male Mil C 38999	
VFS2-02-0109 <sup>c</sup>	1.6 mm Socket for female Mil C 38999	
VFS2-02-0110	AFC adapter tip	
VFS2-02-0111	ASC adapter tip	
VFS2-02-0112	LC adapter tip	
VFS2-02-0113	SC2 adapter tip	
VFS2-02-0114	D4 adapter tip	
VFS2-02-0115	E 2000 adapter tip	
VFS2-02-0117	MU adapter tip	
VFS2-02-0118	Biconic adapter tip	
VFS2-02-0127	ELIO adapter tip	
4050-00-0918PR	AC adapter <sup>a</sup> , 100-240 VAC to 18 VDC	
3900-05-0002PE	VFS2 Li-Ion battery pack	
VFS2-00-0108	Converter: VFS2 to VS300 adapter caps	
VOS3-00-0108	External cable, VFS2 display to RCA jack	

## Cleaning Supplies

A wide variety of pre-stocked kits offer a complete selection of fiber optic cleaning products for field cleaning of connector end-faces in fiber frames, adapters, and on jumpers. Each kit consists of a wall or rack mountable carry case, FCC2 cleaning fluid, and color-coded instructions. Each VS300 Scope includes 2.5 mm Universal Cap. Each stick is double ended, designed for two (2) cleans.



FCP1 Kit

### Wall/Rack Mountable Field Portable Cleaning Kits

AFL NO.	Old NO.	CCTS-25-0900MZ for FC, SC, ST QTY=40, BLUE	CCTS-12-0900MZ for LC, MU QTY=40, GREEN	CCTS-16-0900MZ for D4, Mil socket QTY=40, ORANGE	CCTP-25-0900MZ for all connectors Qty=20, YELLOW	CCTX-MT-0900MZ for MTP, MPO, MPX Qty=20, PINK	Cletopt Type	VS300 Scope
FCP1-00-0900		1	1		2		A	
FCP1-00-0901		1			2		SB	
FCP1-00-0905		1	1	1	2		SB	
FCP1-00-0906		1	1	1	2			
FCP1-00-0907	FCP1-37A	3	1		1	1		
FCP1-00-0909	FCP1-25D	3			1			
FCP1-00-0914	FCP1-37C	2	1		1		SB	
FCP1-00-0915	FCP1-37D	3	1	1	4	1		
FCP1-00-0926PZ <sup>a</sup>		2	2				SB	
FCP1-00-0927PZ <sup>d</sup>		2	1		1		SB	
FCP1-01-0902		1	1	1	2		SB	1 <sup>a</sup>
FCP1-01-0903		1	1	1	2			1 <sup>a</sup>
FCP1-01-0904		2	2		2		A	1
FCP1-01-0905		1	1		2	1	SB	1 <sup>a</sup>

### Hard Carry Case Cleaning Kits

AFL NO.	CCTS-25-0900MZ for FC, SC, ST QTY=40, BLUE	CCTS-12-0900MZ for LC, MU QTY=40, GREEN	CCTP-25-0900MZ for all connector QTY=20, YELLOW	Cletopt Type	VS300 Scope
FCP1-02-0901PF <sup>d</sup>	3	3	2	SB	1 <sup>b</sup>
FCP1-02-0902PF <sup>c,d</sup>	3	3	2	SB	1 <sup>b</sup>
C182120	AFL Connector/Adapter Cleaning Kit. Ships in a hard carry case with: Cletopt –SB (Qty = 1), replacement reel for Cletopt –SB (Qty = 1), ACT-01 cleaning tips for 2.5 mm adapters (Qty = 20), FiberWipes (Qty = 2 tubs), can of FCC2 Enhanced Fiber Connector Cleaner and Preparation Fluid (Qty = 1).				

**Notes:**

- a. Includes 2.0 mm and 1.25 mm Universal cap.
- b. Includes 1.25 mm Universal cap.
- c. Includes One-Click SC/ST/FC and One-Click LC/MU.
- d. Includes a tub of FiberWipes.

**\$250**  
Minimum Order



FCP2-00-0900



FCP2-01-0900



FCP2-02-0900

### Field Portable Duffle Bag Cleaning Kits

FCP2 kits offer a complete selection of optical cleaning products for field cleaning of connector end-faces in a convenient duffle bag style carry case. These popular kits are now available with inspection and loss testing options. All kits combine **Base Package** plus various cleaning accessories as well as inspection and test equipment. **Base Package includes: FCC2 cleaning fluid, FiberWipes, Cletop SB.**

- **Basic Cleaning Kit:** Includes **Base Package**, One-Clicks for SC, ST, FC, LC and MU connectors.
- **Basic Cleaning and Inspection Kit:** Adds inspection capabilities to the Basic Cleaning Kit with an OFS300-200 inspection scope.
- **Basic Cleaning, Inspection and Test Kit:** Adds inspection (OFS300-200 inspection scope) along with multimode and single-mode loss test capabilities (CSM1-2 power meter, CSS1-MM multimode light source, CSS1-SM single-mode light source).

AFL NO.	Description	
<b>FCP2-00-0900</b>	<b>Basic Cleaning Kit</b> with carry case. Includes: Base Package, One-Clicks for SC, ST, FC, LC, MU connectors.	
<b>FCPR-00-0900</b>	Refill for Basic Cleaning Kit (no carry case). Includes: Base Package, One-Clicks for SC, ST, FC, LC, MU connectors.	
<b>FCP2-00-0901</b>	<b>Basic Cleaning Kit</b> with MPO cleaner and carry case. Includes: Base Package, One-Clicks for SC, ST, FC, LC, MU, MPO connectors.	
<b>FCP2-01-0900</b>	<b>Basic Cleaning and Inspection Kit</b> with carry case. Includes: Base Package, One-Clicks for SC, ST, FC, LC, MU connectors, OFS300-200 inspection scope.	
<b>FCP2-02-0900</b>	<b>Basic Cleaning, Inspection and Test Kit</b> with carry case. Includes: Base Package, One-Clicks for SC, ST, FC, LC, MU connectors, OFS300-200 inspection scope, CSM1-2 power meter, CSS1-MM 850/1300 nm light source, and CSS1-SM 1310/1550 nm light source.	
<b>1400-01-0095PZ</b>	Field portable duffle bag cleaning supplies carry case.	

### Cleaning Fluids and CCT Double Ended Cleaning Sticks

For best results, use CCT cleaning sticks with FCC2 fluid!



FCC2  
Fiber Connector Cleaner  
and Preparation Fluid



CCT  
Connector Cleaning Tips

AFL NO.	Description	
<b>FCC2-00-0902</b> <b>FCC2-00-0903</b>	FCC2 Enhanced Formula Fiber Connector Cleaner and Preparation Fluid- optical quality cleaning fluid for cleaning connector end-faces and cleaning optical fiber (after striping) before field termination or fusion splicing. Nonflammable, not hazardous, not regulated (including air-cargo).	
<b>CCTP-25-0900MZ</b>	Connector Cleaning Tips for exposed 2.5 mm, 2.0 mm, 1.6 mm ferrules and termini (FC, SC, ST, LC, MU, etc., jumpers and male Mil C 38999 and 28876). Color Code = Yellow.	
<b>CCTS-25-0900MZ</b>	Connector Cleaning Tips for 2.5 mm ferrule in adapters or sockets (SC, FC, ST, etc. in adapters). Color Code = Blue.	
<b>CCTS-12-0900MZ</b>	Connector Cleaning Tips for 1.25 mm ferrule in adapters or sockets (LC, MU, etc., in adapters). Color Code = Green.	
<b>CCTS-16-0900MZ</b>	Connector Cleaning Tips for MT-RJ connectors and 2.0 mm and 1.6 mm termini in sockets (female Mil C 38999 and 28876 and MT-RJ both jumpers and adapters). Color Code = Orange.	
<b>CCTX-MT-0900MZ</b>	Connector Cleaning Tips for Biconic and MT ferrule connectors both jumpers and in adapters (Biconic, MTP, MPO, MPX, etc.). Color Code = Pink.	
<b>CCT cleaning sticks are available in bulk packs of single-ended sticks. Blister packs of 50 single-ended sticks packaged in boxes of 6 blister packs (300 sticks).</b>		
<b>CCTP-25-0910MZ</b>	Connector Cleaning Tips for exposed 2.5 mm, 2.0 mm, 1.6 mm ferrules and termini (FC, SC, ST, LC, MU, etc., jumpers and male Mil C 38999 and 28876). Color Code = Yellow	
<b>CCTS-25-0910MZ</b>	Connector Cleaning Tips for 2.5 mm ferrule in adapters or sockets (SC, FC, ST, etc. in adapters). Color Code = Blue	
<b>CCTS-12-0910MZ</b>	Connector Cleaning Tips for 1.25 mm ferrule in adapters or sockets (LC, MU, etc., in adapters). Color Code = Green	
<b>CCTS-16-0910MZ</b>	Connector Cleaning Tips for MT-RJ connectors and 2.0 mm and 1.6 mm termini in sockets (female Mil C 38999 and 28876 and MT-RJ both jumpers and adapters). Color Code = Orange	
<b>CCTX-MT-0910MZ</b>	Connector Cleaning Tips for Biconic and MT ferrule connectors both jumpers and in adapters (Biconic, MTP, MPO, MPX, etc.). Color code = Pink	

January 15, 2016



Cletop -SB



Replacement Tape Type S



Cletop Type A



Cletop Type B



Cletop Type A and B top view



Cletop (ACT) Cleaning Sticks

### Cletop Cassette Cleaners

- **Cletop series:** Original version.
- **Cletop-S series:** Second generation cleaner with improved ergonomics and tape maintenance.
- **Type A and - SA:** Designed for single 2.5 mm ferrules (SC, FC, ST, and D4).
- **Type B and - SB:** Cleans SC, SC2, FC, ST, DIN, D4, MU, LC, MT, MPO/MTP without pins, MT-RJ without pins.

AFL NO.	Description
<b>Cletop -S Series</b>	
8500-10-0020MZ	Cletop -SA with Blue Tape
8500-10-0029MZ	Cletop -SB with Blue Tape
8500-10-0016MZ	Cletop -SB with White Tape
8500-10-0021MZ	Replacement Tape Type S - Blue
8500-10-0017MZ	Replacement Tape Type S - White
8500-10-0046MZ	Cletop -SB White Tape (box of 5 tapes, 8500-10-0016MZ)
8500-10-0047MZ	Replacement Tape Type S-White (box of 6 tapes, 8500-10-0017MZ)
8500-10-0041MZ	Replacement Tape Type S-Blue (box of 6 tapes, 8500-10-0021MZ)
<b>Cletop Original Series</b>	
8500-10-0027MZ	Cletop Type A with Blue Tape
8500-10-0011MZ	Cletop Type A with White Tape
8500-10-0028MZ	Cletop Type B with Blue Tape
8500-10-0014MZ	Cletop Type B with White Tape
8500-10-0032MZ	Cletop for MT-RJ with pins (White Tape)
8500-10-0033MZ	Cletop for MPO/MTP with pins (White Tape)
8500-10-0012MZ	Replacement Tape Type A and B - Blue
8500-10-0015MZ	Replacement Tape Type A and B - White
8500-10-0042MZ	Replacement Tape Type A and B - Blue (box of 6 tapes, 8500-10-0012MZ)

### Cletop (ACT) Cleaning Sticks

AFL NO.	Description
8500-10-0024MZ	<b>ACT-01</b> 2.5 mm single-ended sticks (box of 200). For FC, SC, ST, and D4.
8500-10-0022MZ	<b>ACT-02</b> 1.25 mm single-ended sticks (box of 200). For LC and MU.
8500-10-0023MZ	<b>ACT-03</b> 2.0 mm single-ended sticks (box of 200). For Military and High Definition Video (LEMO).
8500-10-0030MZ	2.0/2.5 mm double-ended sticks (box of 100). For Military and High Definition Video (LEMO).

**\$250**  
Minimum Order

January 15, 2016



SC/ST/FC, LC/MU, ODC



Mini-500  
SC, ST, FC and LC/MU



Duplex LC Ultra 2.5 MPO

One-Click Cleaners



8500-20-0900 kit

## One-Click Cleaners

U.S. Patent Numbers 7,212,719 and 8,087,118

AFL NO.	Description	Qty
8500-05-0001MZ	One-Click Cleaner SC, ST, FC (500+ cleans)	1 Cleaner
8500-05-0002MZ	One-Click Cleaner LC/MU (500+ cleans)	1 Cleaner
8500-05-0005MZ	One-Click Mini-100 SC, ST, FC (100+ cleans)	1 Cleaner
8500-05-0006MZ	One-Click Mini-100 LC/MU (100+ cleans)	1 Cleaner
8500-05-0009MZ	One-Click Cleaner Mini-500 SC, ST, FC (500 cleans)	1 Cleaner
8500-05-0010MZ	One-Click Cleaner Mini-500 LC/MU (500 cleans)	1 Cleaner
8500-05-0007MZ	One-Click Cleaner Ultra 2.5 SC, ST, FC (enlarged cleaning)	1 Cleaner
8500-05-0004MZ	One-Click Cleaner ODC (outdoor connector)	1 Cleaner
8500-05-0008MZ	One-Click Cleaner D-LC, Duplex LC (500+ cleans X2)	1 Cleaner
8500-05-0030MZ	One-Click Cleaner MPO (500 cleans)	1 Cleaner
8500-05-0021MZ	One-Click Cleaner SC, ST, FC (box of 5 units)	5 Cleaners
8500-05-0022MZ	One-Click Cleaner LC/MU (box of 5 units)	5 Cleaners
8500-05-0025MZ	One-Click Cleaner Mini-100 SC, ST, FC (box of 5 units)	5 Cleaners
8500-05-0026MZ	One-Click Cleaner Mini-100 LC/MU (box of 5 units)	5 Cleaners
8500-05-0027MZ	One-Click Ultra Cleaner 2.5 SC, ST, FC (box of 5 units)	5 Cleaners

## Cleaning Accessories for Test Kits

Accurate test results require clean optical connectors – cleaning kits below are designed to support OTDR and Loss testing. A great accessory for maintaining new test equipment measurement integrity!

AFL NO.	Description	Includes
8500-20-0900	Wet Cleaning Kit for SC/FC/ST/LC connectors	<ul style="list-style-type: none"> <li>8500-10-0016MZ, Cletop-SB</li> <li>CCTS-25-0900MZ, connector Cleaning Tips for 2.5 mm ferrule in adapters or sockets (SC, FC, ST in adapters), Blue (40 sticks)</li> <li>CCTS-12-0900MZ, connector Cleaning Tips for 1.25 mm ferrule in adapters or sockets (LC, MU in adapters), Green (40 sticks)</li> <li>FCC2-00-0902, Enhanced Fiber Connector Cleaner and Preparation Fluid, QTY = 1 can</li> </ul>
8500-20-0901	Dry Cleaning Kit	<ul style="list-style-type: none"> <li>8500-10-0016MZ, Cletop -SB.</li> <li>8500-10-0024MZ, ACT-01 2.5 mm adapter cleaning tips, QTY = 200</li> </ul>
8500-20-0902MZ	Fiber Cleaning Refill Kit	<ul style="list-style-type: none"> <li>9000-03-0025MZ, FiberWipes™, QTY = 2 tubs</li> <li>FCC2-00-0902, Enhanced Fiber Connector Cleaner and Preparation Fluid, QTY = 1 can</li> </ul>

**\$250**  
Minimum Order

www.AFLglobal.com or +1 (800) 321-5298, +1 (603) 528-7780



NEOCLEAN-M

### NEOCLEAN Fiber Connector Cleaning Tools

AFL NO.	Description		
8500-15-0900MZ	NEOCLEAN-E1 for MU, LC, and LC APC connectors, 750 cleans		
8500-15-0901MZ	NEOCLEAN-E2 for SC and FC connectors with UPC/APC polishes and OptiTap connectors, 750 cleans		
8500-15-0902MZ	NEOCLEAN-E3 for SC, ST, FC, E2000 with UPC/APC polishes and OptiTap connectors, 750 cleans		
8500-15-0903MZ	NEOCLEAN-ES1 - pack of 3 replacement cartridges for NEOCLEAN-E1, 750 cleans each		
8500-15-0904MZ	NEOCLEAN-ES2 - pack of 3 replacement cartridges for NEOCLEAN-E2, 750 cleans each		
8500-15-0905MZ	NEOCLEAN-ES3 - pack of 3 replacement cartridges for NEOCLEAN-E3, 750 cleans each		
8500-15-0909MZ	NEOCLEAN-M for MPO/MTP connectors, 600+ cleans		



NEOCLEAN-E

### OPTIPOP-C Fiber Connector Cleaning Card

AFL NO.	Description		
8500-25-0900MZ	OPTIPOP-C: Includes card cleaner case, 10 cleaning cards, 120 cleans - 12 cleans per card		
8500-25-0901MZ	OPTIPOP-C refills: Includes 100 cleaning cards, 1200 cleans - 12 cleans per card		

### CleanConnect 500

AFL NO.	Description		
8500-30-0900MZ	CleanConnect 500 optical fiber connector cleaner, 500 cleans		
8500-30-0901MZ	CleanConnect 500 replacement reel, 500 cleans		

### Optical Grade Cleaning Wipes

AFL NO.	Description		
9000-03-0029MZ	CleanWipes - box with 400 optical quality wipes		
9000-03-0030MZ	CleanWipes - box with 3200 optical quality wipes		
9000-03-0025MZ	FiberWipes™ - optical quality wipes in rugged mini tub, 90 wipes per tub		
9000-03-0026MZ	FiberWipes - optical quality wipes in rugged mini tub, 90 wipes per tub, case of 24 tubs		
9000-03-0027MZ	FiberAide 1 - lint free wipe for single use and harsh environment connector cleaning, case of 600 wipes (12-50 pack bags)		
9000-03-0028MZ	FiberAide 1 - lint free wipe for single use and harsh environment connector cleaning, 1 bag of 50 wipes		

### Other Cleaning Supplies

AFL NO.	Description	Qty	
8500-10-0103	Alco pads	320 Pads	
9000-03-0002	Kimwipes® - 280 wipes, 4.4" x 8.4" each	1 Box	



OPTIPOP-C



CleanConnect 500



CleanWipes-400



FiberWipes Tub

**\$250**  
Minimum Order



### Calibration Services

Servicing your valuable AFL Test & Inspection equipment at authorized AFL calibration facilities ensures you are getting the most out of your equipment and it is performing accurately. Many test standards require annual calibration. Authorized AFL calibration facilities are ISO 9001 certified, traceable to the National Institute of Standards and Technology, and in compliance with ANSI/NCSL Z540-1, ISO 10012-1.

Category	Model	
OTDRs, FlexTesters	C850*	
	FlexScan FS200-50 or -100 without OLS/OPM	
	FlexScan FS200-50 or -100 with OLS/OPM	
	M210, M210e, M310, M650, M700, M710, OFL280, OFL250, FLX380, CS260-10	
	OFL100*, OFL200*, M100*, M200, M600*, CS260-20	
OTDR & Certification Kits	C860	
Certification & Loss/Return Loss Kits (Pairs)	C840, T400*, T500*, ORL3B*	
Loss Test Kits/Talk Sets (Pairs)	OLTS5, FTS	
Power Meters	CSM, OPM	
Light Sources	CSS, OLS	
Light Sources - Encircled Flux (EF) Compliant	OLS1-DL-EF, OLS4-EF	
Attenuators	VOA5-MM	
Network Simulators	NS1, NS2, NSR	
Optical Fiber Identifiers	OFI	
Network Activation Kits	TACT1	

**Notes:**

- \*This product is supported for calibration service only. Repair service is no longer supported on this product due of the lack of availability of the components needed to make repairs. This product must be in fully functional condition in order to be calibrated. Any of these products that are sent in for calibration that are not in good working condition will be charged an evaluation fee and sent back to the customer without calibration.
- The following products are no longer supported for repair or calibration: FTS3, OLTS2, OLTS3, OPM3, ORL3, WSP, VOA4, VOA5-SM.

### Calibration and Repair Facilities

AFL has an authorized calibration/repair facility for AFL products in the USA, Europe and Asia Pacific. Please contact customer service for a return authorization number prior to sending your AFL test equipment in for repair or calibration.

Fujikura Europe LTD is an Authorized European Repair and Calibration facility for AFL Test and Inspection products and should be contacted directly for service.

Fujikura Asia LTD is an Authorized Asia Pacific Calibration facility for AFL Test and Inspection products and should be contacted directly for product calibrations.

**USA**

AFL Test & Inspection Division  
 16 Eastgate Park Road  
 Belmont, NH 03220  
 603-528-7780  
 800-321-5298

**Europe**

Fujikura Europe Ltd  
 C51 Barwell Business Park  
 Leatherhead Road  
 Chessington, Surrey, KT9 2NY  
 +44 (0) 208 240 2020

**Asia**

Fujikura Asia Ltd  
 438A Alexandra Road, #08-03 Blk A,  
 Alexandra TechnoPark  
 Singapore 119967  
[calibration.fal@sg.fujikura.com](mailto:calibration.fal@sg.fujikura.com)  
 +65 62711312

**Payment and Other Fees**

Upon approval and completion of the service requested, prompt payment is expected. Completed service requests not paid within 60 days of request will be charged an additional storage fee of \$45 per month for each month or portion thereof that payment has not been received.

**\$250**  
 Minimum Order

### Prepaid Calibration Plans

#### Recommended Calibration Interval for AFL Test & Inspection products

In keeping with ISO certification guidelines, AFL recommends the following calibration intervals for AFL Test & Inspection products:

- 3-year Calibration Interval for OPM, CSM1, OLS, CSS1, OFI, and VFI products
- 1-year Calibration Interval for all other AFL Test & Inspection products

AFL provides calibration recommendations as guidance for our customers. It is the responsibility of customers to determine actual calibration intervals used comply with internal corporate ISO requirements. Additionally, contractors providing services may be held to more frequent calibration intervals per contractual agreements with their customers. AFL recognizes many customers prefer annual calibration for all their Test and Inspection instruments. To support our customers AFL offers pre-paid calibration plans for AFL Test & Inspection products. Pre-paid plans allow customers to factor two annual calibrations into initial purchase order ensuring they will have a calibrated tool for three years without the hassle (and potential delay) of seeking internal purchase approval for necessary future calibrations. Annual calibrations performed at AFL calibration facilities ensure that you are getting the most out of your test equipment and that your equipment is operating at AFL specifications.

### Cal Plans

- Two annual calibrations at a discounted price.
- Express calibration return service

**Note:** Cal Plans cover cost of service work. Customer is responsible for in-coming and return freight.

### Cal Plus Plans

- Cal Plan benefits plus addition of a 2 year extended warranty.
- Return freight paid by AFL

**Note:** Cal & Cal Plus Plan part numbers and pricing can be found in sections "Cal Plans Ordering (for products covered with (1) one year warranty)" [on page 58](#) and "Cal Plans Ordering (for products covered with (5) five years warranty)" [on page 60](#).

### Cal Plans Ordering (for products covered with (1) one year warranty)

Product	Model	2-year Cal plan		2-year Cal Plus plan	
		AFL NO.		AFL NO.	
C-Series Certification Products	C840	CAL2-00-C840		CAL2-01-C840	
	C880	CAL2-00-C880		CAL2-01-C880	
CS260-10 Contractor Series OTDRs	CS260-10	CAL2-00-CS260-10		CAL2-01-CS260-10	
Encircled Flux Light Sources	OLS1-DUAL-EF	CAL2-00-OLS1-DUAL-EF		CAL2-01-OLS1-DUAL-EF	
	OLS4-EF	CAL2-00-OLS4-EF		CAL2-01-OLS4-EF	
Encircled Flux MLP Loss Test Kits	MLP4-2-EF	CAL2-00-MLP4-2-EF		CAL2-01-MLP4-2-EF	
	MLP5-2-EF	CAL2-00-MLP5-2-EF		CAL2-01-MLP5-2-EF	
Encircled Flux SMLP Loss Test Kits	SMLP4-4-EF	CAL2-00-SMLP4-4-EF		CAL2-01-SMLP4-4-EF	
	SMLP5-5-EF	CAL2-00-SMLP5-5-EF		CAL2-01-SMLP5-5-EF	
FlexScan FS200 Series	FS200-50-BAS-P0-W0	CAL2-00-FS-50-BA-P0		CAL2-01-FS-50-BA-P0	
	FS200-50-BAS-P1-W1	CAL2-00-FS-50-BA-P1		CAL2-01-FS-50-BA-P1	
	FS200-100-BAS-P0-W0	CAL2-00-FS-100-BA-P0		CAL2-01-FS-100-BA-P0	
	FS200-100-BAS-P1-W1	CAL2-00-FS-100-BA-P1		CAL2-01-FS-100-BA-P1	
	FS200-50-PLUS-P0-W0	CAL2-00-FS-50-PL-P0		CAL2-01-FS-50-PL-P0	
	FS200-50-PLUS-P1-W1	CAL2-00-FS-50-PL-P1		CAL2-01-FS-50-PL-P1	
	FS200-100-PLUS-P0-W0	CAL2-00-FS-100-PL-P0		CAL2-01-FS-100-PL-P0	
	FS200-100-PLUS-P1-W1	CAL2-00-FS-100-PL-P1		CAL2-01-FS-100-PL-P1	
	FS200-50-PRO-P0-W0	CAL2-00-FS-50-PR-P0		CAL2-01-FS-50-PR-P0	
	FS200-50-PRO-P1-W1	CAL2-00-FS-50-PR-P1		CAL2-01-FS-50-PR-P1	
	FS200-100-PRO-P0-W0	CAL2-00-FS-100-PR-P0		CAL2-01-FS-100-PR-P0	
	FS200-100-PRO-P1-W1	CAL2-00-FS-100-PR-P1		CAL2-01-FS-100-PR-P1	

**\$250**  
Minimum Order

### Prepaid Calibration Plans (continued)

#### Cal Plans Ordering (for products covered with (1) one year warranty)

Product	Model	2-year Cal plan		2-year Cal Plus plan	
		AFL NO.		AFL NO.	
FLX380 FlexTester Series	FLX380-304	CAL2-00-FLX3-304		CAL2-01-FLX3-304	
	FLX380-303	CAL2-00-FLX3-303		CAL2-01-FLX3-303	
	FLX380-302	CAL2-00-FLX3-302		CAL2-01-FLX3-302	
	FLX380-300	CAL2-00-FLX3-300		CAL2-01-FLX3-300	
FLX380 FlexTester Complete2 Kits	FLX380-304 Complete2 Kit	CAL2-00-FLX3-304-CMP2		CAL2-01-FLX3-304-CMP2	
	FLX380-303 Complete2 Kit	CAL2-00-FLX3-303-CMP2		CAL2-01-FLX3-303-CMP2	
	FLX380-302 Complete2 Kit	CAL2-00-FLX3-302-CMP2		CAL2-01-FLX3-302-CMP2	
	FLX380-300 Complete2 Kit	CAL2-00-FLX3-300-CMP2		CAL2-01-FLX3-300-CMP2	
FLX380 FlexTester PRO2 Kits	FLX380-304 PRO2 Kit	CAL2-00-FLX3-304-PRO2		CAL2-01-FLX3-304-PRO2	
	FLX380-303 PRO2 Kit	CAL2-00-FLX3-303-PRO2		CAL2-01-FLX3-303-PRO2	
	FLX380-302 PRO2 Kit	CAL2-00-FLX3-302-PRO2		CAL2-01-FLX3-302-PRO2	
	FLX380-300 PRO2 Kit	CAL2-00-FLX3-300-PRO2		CAL2-01-FLX3-300-PRO2	
FTK Pro Installer Kits	FTK1-01-0900PR	CAL2-00-FTK1-0900		CAL2-01-FTK1-0900	
	FTK1-01-0902PR	CAL2-00-FTK1-0902		CAL2-01-FTK1-0902	
FTS Talk Sets	FTS2 (pair)	CAL2-00-FTS2		CAL2-01-FTS2	
M210e OTDR Series	M210e-20	CAL2-00-M210e-20		CAL2-01-M210e-20	
	M210e-22	CAL2-00-M210e-22		CAL2-01-M210e-22	
	M210e-25K-01-HC1	CAL200-M210e-25K-HC1		CAL2-01-M210e-25KHC1	
	M210e-25K-01-HC2	CAL2-00-M210e-25KHC2		CAL2-01-M210e-25KHC2	
	M210e-25	CAL2-00-M210e-25		CAL2-01-M210e-25	
M310 Enterprise OTDR Series	M310-25, -HC, -HC1	CAL2-00-M310-25		CAL2-01-M310-25	
	M310-25K-HC2	CAL2-00-M310-25K-HC2		CAL2-01-M310-25K-HC2	
	M310-20, -HC, -HC1	CAL2-00-M310-20		CAL2-01-M310-20	
	M310-20K-HC2	CAL2-00-M310-20K-HC2		CAL2-01-M310-20K-HC2	
M710 OTDR Series	M710-20	CAL2-00-M710-20		CAL2-01-M710-20	
	M710-24	CAL2-00-M710-24		CAL2-01-M710-24	
	M710-24	CAL2-00-710-24		CAL2-01-710-24	
	M710-40	CAL2-00-710-40		CAL2-01-710-40	
OFL280 FlexTester Series	OFL280-103	CAL2-00-OFL2-103		CAL2-01-OFL2-103	
	OFL280-102	CAL2-00-OFL2-102		CAL2-01-OFL2-102	
	OFL280-101	CAL2-00-OFL2-101		CAL2-01-OFL2-101	
	OFL280-100	CAL2-00-OFL2-100		CAL2-01-OFL2-100	
OFL280 FlexTester Complete2 Kits	OFL280-103 Complete2 Kit	CAL2-00-OFL2-103-CMP2		CAL2-01-OFL2-103-CMP2	
	OFL280-102 Complete2 Kit	CAL2-00-OFL2-102-CMP2		CAL2-01-OFL2-102-CMP2	
	OFL280-100 Complete2 Kit	CAL2-00-OFL2-100-CMP2		CAL2-01-OFL2-100-CMP2	
OFL280 FlexTester PRO2 Kits	OFL280-103 PRO2 Kit	CAL2-00-OFL2-103-PRO2		CAL2-01-OFL2-103-PRO2	
	OFL280-102 PRO2 Kit	CAL2-00-OFL2-102-PRO2		CAL2-01-OFL2-102-PRO2	
	OFL280-100 PRO2 Kit	CAL2-00-OFL2-100-PRO2		CAL2-01-OFL2-100-PRO2	
SVA1 Optical Attenuator	SVA1	CAL2-00-SVA1		CAL2-01-SVA1	

**\$250**  
Minimum Order

### Prepaid Calibration Plans (continued)

#### Cal Plans Ordering (for products covered with (5) five years warranty)

Product	Model	AFL NO.	
Contractor Series Loss Test Kits	CKM-2	CAL2-00-CKM2	
	CKSM-2	CAL2-00-CKSM2	
	CKS-3	CAL2-00-CKS-3	
	CKS-2	CAL2-00-CKS-2	
CSM Power Meters	CSM1-1	CAL2-00-CSM1-1	
	CSM1-2	CAL2-00-CSM1-2	
	CSM1-3	CAL2-00-CSM1-3	
	CSM1-4	CAL2-00-CSM1-4	
CSS Light Sources	CSS1-MM	CAL2-00-CSS1-MM	
	CSS1-SM	CAL2-00-CSS1-SM	
MLP Loss Test Kits	MLP1-1	CAL2-00-MLP1-1	
	MLP1-2	CAL2-00-MLP1-2	
	MLP4-1	CAL2-00-MLP4-1	
	MLP4-2	CAL2-00-MLP4-2	
	MLP5-2	CAL2-00-MLP5-2	
OFI-200, OFI-400 Optical Fiber Identifiers	OFI-200D	CAL2-00-OFI-200D	
	OFI-400	CAL2-00-OFI-400	
	OFI-400C	CAL2-00-OFI-400C	
	OFI-400HP	CAL2-00-OFI-400HP	
OLS Light Sources	OLS1-1	CAL2-00-OLS1-1	
	OLS1-2	CAL2-00-OLS1-2	
	OLS1-DUAL	CAL2-00-OLS1-DUAL	
	OLS2-DUAL	CAL2-00-OLS2-DUAL	
	OLS4	CAL2-00-OLS4	
OLS Light Sources	OLS7-3	CAL2-00-OLS7-3	
	OLS7-FTTH	CAL2-00-OLS7-FTTH	
	OLS7-FTTx	CAL2-00-OLS7-FTTx	

Product	Model	AFL NO.	
OPM Power Meters	OPM1-2	CAL2-00-OPM1-2	
	OPM1-3	CAL2-00-OPM1-3	
	OPM4-1	CAL2-00-OPM4-1	
	OPM4-2	CAL2-00-OPM4-2	
	OPM4-3	CAL2-00-OPM4-3	
	OPM4-4	CAL2-00-OPM4-4	
	OPM4-FTTX	CAL2-00-OPM4-FTTX	
	OPM5-2	CAL2-00-OPM5-2	
	OPM5-3	CAL2-00-OPM5-3	
	OPM5-4	CAL2-00-OPM5-4	
SLP Loss Test Kits	SLP4-6	CAL2-00-SLP4-6	
	SLP4-6D	CAL2-00-SLP4-6D	
	SLP4-7	CAL2-00-SLP4-7	
	SLP4-FTTH	CAL2-00-SLP4-FTTH	
	SLP4-FTTX	CAL2-00-SLP4-FTTX	
	SLP5-6	CAL2-00-SLP5-6	
	SLP5-6D	CAL2-00-SLP5-6D	
	SLP5-7	CAL2-00-SLP5-7	
	SLP5-FTTH	CAL2-00-SLP5-FTTH	
SLP5-FTTX	CAL2-00-SLP5-FTTX		
SMLP Loss Test Kits	SMLP4-4	CAL2-00-SMLP4-4	
	SMLP5-5	CAL2-00-SMLP5-5	

**\$250**  
Minimum Order

### Terms and Conditions

1. **PRICES:** All prices set forth are suggested selling prices, FOB Belmont, NH USA for domestic shipments and FCA Belmont, NH for international shipments. All prices and specifications are subject to change without notice. Contact our Sales Department to confirm price and delivery.
2. **ORDER ENTRY:** Minimum order \$250.00.
3. **TERMS OF PAYMENT:** Terms of payment shall be net within thirty (30) days from date of invoice with approved credit.
4. **SHIPMENTS:** When a carrier is not specified, shipment will be made by the best surface-carrier available. RUSH ORDERS will be shipped as authorized. The customer shall bear the risk of in-transit loss or damage.
5. **CANCELLATION:** Unless otherwise agreed, in the event of cancellation, AFL shall be reimbursed for all expenses incurred.
6. **PACKING:** All instruments shall be packed for shipment in accordance with standard commercial practices for protection during shipment and storage.
7. **WARRANTY:**
  - OPM, OLS, OFI-200, OFI-400, and VFI products are warranted against defective material and workmanship for a period of (5)\* five years from the date of delivery to the end user.
  - All other AFL products are warranted against defective material and workmanship for a period of (1) one year from the date of delivery to the end user.
  - Any product that is found defective within the warranty period will, at the discretion of AFL, be repaired or replaced. Warranty will be voided if the product has been repaired or altered by other than an authorized AFL product repair facility, if the void sticker has been compromised, or which have been subject to misuse, negligence, or accident. In no case shall AFL liabilities exceed the original purchase price.
  - \* **Note: Wear items such as OFI plungers are warrantied for a period of (1) one year.**
8. **RETURN:** A Return Materials Authorization (RMA) number must be issued to the customer prior to accepting any products for return. Credit will be issued only on current merchandise, in re-saleable condition. Obsolete or discontinued products may not be returned for credit. Any material returned after 30 days of the original invoice date will be subject to a 20% restocking fee. No materials may be returned beyond 6 months from the original invoice date.
9. **REPAIR/CALIBRATION:** All calibration and repair orders are accepted by phone and need to be confirmed by purchase order. When shipping equipment for repair/calibration please include the service request number issued by Customer Service/Technical Support, a complete description of the fault condition, all connector adapters and dust caps to protect the connectors and contact information in case additional information is required. All chemicals should be removed from equipment case before sending in for repair or calibration. Minimum repair evaluation fee \$150.

Some older AFL products are no longer supported or supported for calibration services only. Products supported for calibration services only must be in fully functional condition to be calibrated. Any of these products that are sent in for calibration that are not in good working condition will be charged an evaluation fee and sent back to the customer without calibration.

Upon completion of the service requested, prompt payment is expected. Completed service requests not paid within 60 days of request will be charged an additional storage fee of \$45 per month for each month or portion thereof that payment has not been received.

#### Notes:

- Unless otherwise specified all connectors are Ultra Physical Contact (UPC).
- ST is a registered trademark of Lucent Technologies.
- ESCON is a registered trademark of IBM.
- MTP is a registered trademark of US Conec Ltd.
- MPX is a registered trademark of TYCO Electronics Corp.

January 15, 2016

## LIGHT BRIGADE® Training Classes



### Fiber Optics 1-2-3

This four-day class has been developed with 16 hours of classroom lecture and 16 hours of hands-on skills labs to provide practical understanding and skills required to properly design, install, and maintain fiber optic communications systems in Telco, Broadband, and Premises (LAN) applications. Students will use the latest fiber optic technology and equipment to learn how to splice, connectorize, test, and troubleshoot optical fiber networks in order to increase efficiency, reliability and on-the-job safety as well as reduce cost and downtime.

#### Course Level

Introductory to intermediate. Beginners to experienced fiber technicians find the class and extensive hands on skills training beneficial.

#### Certification: ETA Fiber Optic Installer

Complete the four-day Fiber Optics 1-2-3 course and successfully pass the ETA Fiber Optic Installer (FOI) certification exam. The FOI is designed for those working with both multimode and single-mode fibers.

#### Course Options

AFL NO.	Description
TRN-FO123-C	<b>Four-day Course.</b> Includes classroom lecture and hands-on exercises.
EXAM-FOI	<b>Optional Certification.</b> Optional ETA Fiber Optic Installer (FOI) Exam.



### Advanced Hands-on Training

This four-day course has been developed with 8 hours of classroom lecture and 24 hours of hands-on skills exercises focused on specific fiber optic disciplines. This next level of training is intended for those who have already had formal introductory classes and require more advanced knowledge and skills. The course material is predominantly based on technician fiber installation skills and technology, and includes content applicable for FTTx and DWDM systems.

#### Course Level

Intermediate to expert. This series of classes requires basic knowledge of fiber optic theory and terminology, as well as field experience, equivalent formal training such as the Fiber Optics 1-2-3 course, or viewing the Light Brigade Staff Development DVD set.

#### Certification: ETA Fiber Optic Technician — Outside Plant

Complete all four days of the Advanced Hands-on Training course and pass the ETA Fiber Optic Technician — Outside Plant (FOT-OSP) certification exam. The FOT-OSP is designed for those installing outside plant single-mode fiber optic networks.

#### Course Options

AFL NO.	Description
TRN-ADVANCED-C	<b>Four-day Course.</b> Includes classroom lecture and hands-on exercises.
EXAM-OSP	<b>Optional Certification.</b> Optional ETA FOT-OSP Exam.



**SAVE 10%**

Visit [www.lightbrigade.com](http://www.lightbrigade.com) to find a training venue close to your location. Contact The Light Brigade @1-206-575-0404 to register for your preferred training location. Email [sales@lightbrigade.com](mailto:sales@lightbrigade.com) to place your order. Use promotion code **TRN-NOYES** to qualify for 10% off retail price.

## LIGHT BRIGADE® Training Classes



### Emergency Restoration

This three-day course features classroom lecture with a heavy emphasis on fault location, troubleshooting, and test equipment, followed by hands-on tasks that simulate actual field restorations for both retrievable and non-retrievable slack scenarios. It is intended for those who perform or specify fiber optic maintenance and restoration programs.

#### Course Level

Intermediate to expert. This series of classes requires basic knowledge of fiber optic theory and terminology as well as field experience, equivalent formal training such as the Fiber Optics 1-2-3 course, or viewing the Light Brigade Staff Development DVD set.

#### Course Options

AFL NO.	Description
TRN-ER-C	<b>Three-day Course.</b> Includes classroom lecture and hands-on exercises.

### Fiber Characterization

This three-day class has been developed with 16 hours of classroom lecture and 8 hours of hands-on skills labs to provide practical understanding of the principles behind building and maintaining high-speed optical networks. Key critical parameters such as polarization mode dispersion (PMD), chromatic dispersion (CD), and optical return loss (ORL) need to be calculated in order to evaluate system capabilities and network upgrades to higher bit rate systems.

#### Course Level

The course is intended for those involved with transmission equipment or the outside plant where fiber characterization is required to assure operation at 10 Gigabits or higher data rates. This class requires basic knowledge of fiber optic theory, as well as field experience, equivalent formal training such as the Fiber Optics 1-2-3 course, or viewing the Light Brigade DVD set.

#### Certification: Light Brigade Certificate of Completion

Complete this course and receive a Light Brigade Certificate of Completion.



#### Course Options

AFL NO.	Description
TRN-FR-C	<b>Three-day Course.</b> Includes classroom lecture and hands-on exercises.

**SAVE 10%**

Visit [www.lightbrigade.com](http://www.lightbrigade.com) to find a training venue close to your location. Contact The Light Brigade @1-206-575-0404 to register for your preferred training location. Email [sales@lightbrigade.com](mailto:sales@lightbrigade.com) to place your order. Use promotion code **TRN-NOYES** to qualify for 10% off retail price.

January 15, 2016

## LIGHT BRIGADE® Training Classes



### FTTx for Installers and Technicians

This four-day class has been developed with 16 hours of classroom lecture and 16 hours of hands-on skills labs to provide practical understanding and hands-on skills required to properly install and maintain fiber-to-the-home (FTTx) networks. This course is focused to supervisors and technicians that are to be involved in building, maintaining and troubleshooting FTTx networks. Attendees will gain the valuable skills that are required to install, test, and troubleshoot PON and active Ethernet FTTx systems according to ITU, IEEE, and SCTE standards. Students will perform bidirectional testing, WDM testing, and splitter testing with the latest FTTx test equipment such as PON power meters and optical time-domain reflectometers.

#### Course Level

Introductory to intermediate. Beginners to experienced fiber-to-the-home technicians find the class and extensive hands-on skills training beneficial.

#### Certification: ETA Fiber Optic Technician — Outside Plant

Complete the FTTx for Installers and Technicians course and pass the ETA Fiber Optic Technician — Outside Plant (FOT-OSP) certification exam. The FOT-OSP is designed for those installing outside plant single-mode fiber optic networks.

#### Course Options

AFL NO.	Description
TRN-FTTX-C	<b>Four-day Course.</b> Includes classroom lecture and hands-on exercises.
EXAM-OSP	<b>Optional Certification.</b> Optional ETA FOT-OSP Exam.



### FTTx OSP Design

This three-day class has been developed with 16 hours of classroom lecture and 8 hours of hands-on design exercises to teach attendees to apply critical issues such as customer take rate and density to outside plant design. This course covers FTTH network field configurations, design benchmarks, and installation parameters for active Ethernet and PON systems. Attendees will create their own FTTx network designs in classroom break-out sessions, applying the learned objectives to distributed split, centralized split, home run, and point-to-point systems.

#### Course Level

The course is intended for outside plant and network engineers who need in-depth skills for designing an effective FTTx network.

#### Certification: Light Brigade Certificate of Completion

Complete the three-day FTTx OSP Design course and receive a Certificate of Completion from Light Brigade.

#### Course Options

AFL NO.	Description
TRN-OSPD-C	<b>Three-day Course.</b> Includes classroom lecture and hands-on exercises.




**SAVE 10%**

Visit [www.lightbrigade.com](http://www.lightbrigade.com) to find a training venue close to your location. Contact The Light Brigade @1-206-575-0404 to register for your preferred training location. Email [sales@lightbrigade.com](mailto:sales@lightbrigade.com) to place your order. Use promotion code **TRN-NOYES** to qualify for 10% off retail price.



## LIGHT BRIGADE® Training Classes



### Certified Fiber to the Home Professional

This course features 16 hours of classroom lecture with an experienced FTTH instructor. The content is focused to network designers, network planners, supervisors, and project managers that will be involved in deploying and maintaining FTTH and FTTB networks. Students will gain a broad base of knowledge and familiarity with FTTH architecture, network design, deployment technology, and operational skills.

#### Course Level

Intermediate to expert. This series of classes requires basic knowledge of fiber optic theory and terminology, as well as field experience, equivalent formal training such as the Fiber Optics 1-2-3 course, or viewing the Light Brigade Staff Development DVD set.

#### Certification: Certified Fiber to the Home Professional (CFHP)

Complete the CFHP course and pass the FTTH Council's online CFHP examination. The certification is valid for three years.

#### Course Options

AFL NO.	Description
TRN-CFHP-C	<b>Two-day Course.</b> Includes classroom lecture and CFHP Certification Exam.



### CFHP Online Training Program

This course is focused to network designers, network planners, supervisors, and project managers that will be involved in deploying and maintaining FTTH and FTTB networks. Students will gain a broad base of knowledge and familiarity with FTTH architecture, network design, deployment technology, and operational skills. This online training program is comprised of 15 modules that allow the student to grasp key concepts at their own pace and gauge their mastery through knowledge questions, culminating in a 75-question practice exam. The comprehensive online training course covers the same material as the CFHP classroom course.

#### Course Level

Intermediate to expert. This series of classes requires basic knowledge of fiber optic theory and terminology as well as field experience, equivalent formal training such as the Fiber Optics 1-2-3 course, or viewing the Light Brigade Staff Development DVD set.

#### Certification: Certified Fiber to the Home Professional (CFHP)

Complete the CFHP course and pass the FTTH Council's online CFHP examination. The certification is valid for three years.

#### Course Options

AFL NO.	Description
TRN-eCFHP-C	Certified Fiber to the Home Professional Online Training Program.
TRN-eCFHP-CM	Certified Fiber to the Home Professional Course manual.
EXAM-CFHP	<b>Optional Certification.</b> Optional CFHP Certification Exam.



**SAVE 10%**

Visit [www.lightbrigade.com](http://www.lightbrigade.com) to find a training venue close to your location. Contact The Light Brigade @1-206-575-0404 to register for your preferred training location. Email [sales@lightbrigade.com](mailto:sales@lightbrigade.com) to place your order. Use promotion code **TRN-NOYES** to qualify for 10% off retail price.

January 15, 2016

## LIGHT BRIGADE® Training Classes



### Fiber Optics for Utilities

The Fiber Optic Professional certification program is an instructor-led training program developed in partnership with the Utilities Telecom Council (UTC). It is for those who construct, install, maintain, or design utility-based fiber optic networks. It consists of three courses: Level 1 Technician, Level 2 Designer and Level 3 Advanced Designer. The Level 1 and Level 2 courses are scheduled back to back in a four day block. The Level 3 course is available as a custom course only.

#### Course Level

Introductory to intermediate. Novices to experienced fiber technicians find the class and extensive hands-on skills training beneficial.

#### Certification: UTC Fiber Optic Professional

To be eligible for UTC certification, complete the Level 1 Technician or Level 2 Designer course(s) and pass the corresponding certification examination.



#### Course Options

AFL NO.	Description	
TRN-UTCL1-C	<b>Three-day Course.</b> Fiber Optics for Utilities Level 1 Technician.	
TRN-UTCL2-C	<b>One-day course.</b> Fiber Optics for Utilities Level 2 Designer.	
TRN-UTCL3-C	Fiber Optics for Utilities Level 3 Advanced Designer. Available as a custom course.	
EXAM-UTCL1	<b>Optional Certification.</b> Optional UTC Exam.	



### Fiber Optics for ITS, Traffic, Fire Alarm, and Communication Systems

This multi-level training program is for those who plan, design, install, or maintain fiber optic networks in public safety, security, traffic, and/or transportation environments.

#### Course Level

Introductory to intermediate. Beginners to experienced fiber technicians find the class and extensive hands-on skills training beneficial.

#### Certification: IMSA Fiber Optics for ITS, Traffic, Fire Alarm, and Communication Systems

To be eligible for IMSA certification, complete the Technician Level I, Field Technician Level II \*, and/or Design Technician Level II \* course(s) and pass the corresponding certification examination(s). (\* Level I certification is a prerequisite for both of the Level II certifications.)



#### Course Options

AFL NO.	Description	
TRN-IMSAL1-C	<b>Technician Level I.</b> Two days of classroom training on the physical layer: fiber optic theory, fiber types, cables, splicing, terminations, fiber management products, installation, testing, troubleshooting, maintenance, and safety.	
TRN-IMSAL2F-C	<b>Field Technician Level II.</b> Two days of hands-on skills training labs performing fiber optic cable preparation, splicing, OTDR operation, optical loss testing, restoration, and maintenance. Recommended for those who install and maintain fiber-optic intelligent transportation systems (ITS).	
TRN-IMSAL2D-C	<b>Design Technician Level II.</b> One day of classroom training on system design, loss budgets, optical multiplexing, bidirectional transmission, bandwidth considerations, integration for voice, video, and data systems, and analog to digital ITS applications. Recommended for Maintenance & Operations Supervisors, Design Engineers, ITS Managers.	
EXAM-IMSAL1	Certification per Level.	

**SAVE 10%**

Visit [www.lightbrigade.com](http://www.lightbrigade.com) to find a training venue close to your location. Contact The Light Brigade @1-206-575-0404 to register for your preferred training location. Email [sales@lightbrigade.com](mailto:sales@lightbrigade.com) to place your order. Use promotion code **TRN-NOYES** to qualify for 10% off retail price.

## LIGHT BRIGADE® Training Classes



### Custom Training Classes

Light Brigade can develop and deliver a custom course specific to your needs and application. Let us create a course to meet your desired skill level or to focus on specific subject matter. We have produced thousands of customized courses, DVDs, and other training materials. Any Light Brigade training course can be tailored to suit your needs or brought to your location, anywhere in the world.

#### Benefits of Customized Onsite Training

- Convenience – We can bring our training to your site(s) and schedule it to meet your business needs.
- Cost and Time Savings – Minimize travel time and expense to and from a public class. Also, your staff's time will be spent focused on issues specific to your company's business.
- Develop Expertise – Use your own equipment in our training or have us bring our extensive inventory of equipment and supplies. You decide!
- Critical Emphasis – You pick the objectives, products, and techniques of particular importance to your operations, and our skilled instructors and technicians will tailor a custom course to meet your requirements.
- Scheduling Flexibility – A custom course can be any length: one day, one week, or longer. It can take place at a time and place most convenient to your organization. Sessions can be scheduled throughout the year and delivered at different company locations.

Other custom course offerings include:

### Fiber Optics for Mining Applications

This course provides the knowledge and skills required to properly design, install, and maintain fiber optics systems in underground and surface mines. Students will learn to splice, connectorize, test, and troubleshoot mining-based optical fiber networks in order to increase efficiency, reliability, and to meet on-the-job MSHA safety requirements.

### Fiber Optics for Oil & Gas

This course is intended for those who design, install, test, and maintain optical fiber networks in petrochemical applications such as offshore drilling, pipelines, refineries, and processing plants. Students will learn about optical sensing as well as get hands-on experience splicing, connectorizing, testing, and troubleshooting optical fiber networks.

### Premises/LAN Installation and Maintenance

This course is intended for installation contractors and end users involved in building and maintaining premises-based local area networks, municipal networks, private networks, and data centers. Learn about passive optical LANs, fiber options for high speed network needs, small form factor cabling, ribbon fibers and array connectors in this newly updated course.

**SAVE 10%**

Visit [www.lightbrigade.com](http://www.lightbrigade.com) to find a training venue close to your location. Contact The Light Brigade @1-206-575-0404 to register for your preferred training location. Email [sales@lightbrigade.com](mailto:sales@lightbrigade.com) to place your order. Use promotion code **TRN-NOYES** to qualify for 10% off retail price.

January 15, 2016

## LIGHT BRIGADE® Training Classes



### Light Bites Online Training Series

Our new online training series, Light Bites, is a quick, easy and cost effective way to learn fiber optics. Technicians, engineers, project managers and sales/marketing professionals can learn the technology and how it is applied in the real world. The modules can be completed in 60–90 minutes at your own pace with easy to use stop, pause and rewind controls. High quality images, animations, charts and reference material enhance your learning experience and help reinforce important concepts. Each module concludes with a knowledge quiz to ensure mastery of the content.



### Single-mode Technology: Theory and Fibers

All types of communications today depend on single-mode fiber. It is used in the backbone infrastructure of voice, data and video wireline networks as well as most wireless networks. A good understanding of optical theory as it applies to single-mode fibers and systems is critical to anyone working in fiber optics. This course covers topics that go beyond the fundamentals, to provide a deeper understanding of optical theory and of single-mode applications.



### Certification: Light Brigade Certificate

Those who pass the 35-question quiz at the conclusion of the course will earn a Light Brigade Certificate of Completion.

CERTIFICATE OF COMPLETION

### Course Options

AFL NO.	Description
TRN-SMFTO-C	Single-mode Technology: Theory and Fibers Online Course.

**SAVE 10%**

Visit [www.lightbrigade.com](http://www.lightbrigade.com) to find a training venue close to your location. Contact The Light Brigade @1-206-575-0404 to register for your preferred training location. Email [sales@lightbrigade.com](mailto:sales@lightbrigade.com) to place your order. Use promotion code **TRN-NOYES** to qualify for 10% off retail price.

### Changes in the current revision, January 2016

#### New Products and Services

AFL NO.	Description		Page
<b>aeRos and ROGUE Test Suite</b>			
<b>RGA-STND-01</b>	One Kickstand		8
<b>RG-1100-M01</b>	ROGUE Turbo OLTS Module, Single Engine, MM 850/1300 nm		8
<b>RG-1100-M01-D</b>	ROGUE Turbo OLTS Module, Dual Engine, MM 850/1300 nm		8
<b>RGL-1100-01</b>	ROGUE Tier 1 Certification License		8
<b>aeRos</b>	aeRos Basic account, 1 seat		8
<b>aeRos-PRO-MTH</b>	aeRos PRO account, 1 seat, monthly subscription		8
<b>aeRos-PRO-YRL</b>	aeRos PRO account, 1 seat, annual subscription		8
<b>aeRos-PRO-LFT</b>	aeRos PRO account' 1 seat, lifetime subscription		8
<b>RGK-CERT02</b>	ROGUE Certification Kit, Dual Engine SM and Dual Engine MM		9
<b>RGK-CERT04</b>	ROGUE Certification Kit, Dual Engine MM		9
<b>MFS-12-SM-ASC</b>	Multi-fiber Switch, 12 fibers SM, APC-SC, soft case		9
<b>MFS-12-SM-USC</b>	Multi-fiber Switch, 12 fibers SM, UPC-SC, soft case		9
<b>MFS-12-MM-USC</b>	Multi-fiber Switch, 12 fibers MM, UPC-SC, soft case		9
<b>OTDRs</b>			
<b>FS200-50-BI-P1-W1</b>	FlexScan BI Complete kit		12
<b>FS200-100-BI-P1-W1</b>	FlexScan BI Complete kit		12
<b>FS200-50-BIPM-P1-W1</b>	FlexScan BIPM Complete kit		12
<b>FS200-100-BIPM-P1-W1</b>	FlexScan BIPM Complete kit		12
<b>FLX380-300-CMP2-BI</b>	FLX380 BI Complete kit		15
<b>FLX380-302-CMP2-BI</b>	FLX380 BI Complete kit		15
<b>FLX380-303-CMP2-BI</b>	FLX380 BI Complete kit		15
<b>FLX380-304-CMP2-BI</b>	FLX380 BI Complete kit		15
<b>FLX380-300-CMP2-BIPM</b>	FLX380 BIPM Complete kit		15
<b>FLX380-302-CMP2-BIPM</b>	FLX380 BIPM Complete kit		15
<b>FLX380-303-CMP2-BIPM</b>	FLX380 BIPM Complete kit		15
<b>FLX380-304 -CMP2-BIPM</b>	FLX380 BIPM Complete kit		15
<b>OFL280-100-CMP2-BI</b>	OFL280 BI Complete kit		18
<b>OFL280-102-CMP2-BI</b>	OFL280 BI Complete kit		18
<b>OFL280-103-CMP2-BI</b>	OFL280 BI Complete kit		18
<b>OFL280-100-CMP2-BIPM</b>	OFL280 BIPM Complete kit		18
<b>OFL280-102-CMP2-BIPM</b>	OFL280 BIPM Complete kit		18
<b>OFL280-103-CMP2-BIPM</b>	OFL280 BIPM Complete kit		18

**Changes in the current revision, January 2016**
**Removed Products**

AFL NO.	Description	
<b>FOCIS WiFi Kits with Adapter Tips and Cleaners</b>		
FMVU-00-04XU	FOCIS WiFi VIEW UPC kit	
FMVU-00-04XA	FOCIS WiFi VIEW APC kit	
FMVU-00-04XM	FOCIS WiFi VIEW MPO kit.	
FMPL-00-04XU	FOCIS WiFi PLUS UPC kit	
FMPL-00-04XA	FOCIS WiFi PLUS APC kit	
FMPL-00-04XM	FOCIS WiFi PLUS MPO kit	
<b>FOCIS WiFi Kits in Soft Case without Adapter Tips and Cleaners</b>		
FMVU-00-04XN	FOCIS WiFi VIEW kit	
FMPL-00-04XN	FOCIS WiFi PLUS kit	
FMVU-01-04XN	FOCIS WiFi VIEW Upgrade kit for DFS1 owners	
FMPL-01-04XN	FOCIS WiFi PLUS Upgrade kit for DFS1 owners	
<b>FOCIS WiFi Kits in a Hard Carry Case without Adapter Tips and Cleaners</b>		
FMVU-00-04XN-HC	FOCIS WiFi VIEW kit	
FMPL-00-04XN-HC	FOCIS WiFi PLUS kit	
FMVU-01-04XN-HC	FOCIS WiFi VIEW Upgrade kit for DFS1 owners	
FMPL-01-04XN-HC	FOCIS WiFi PLUS Upgrade kit for DFS1 owners	
<b>FOCIS and FOCIS PRO Kits without Adapter Tips and Cleaners</b>		
FOCIS-00-04XN	FOCIS kit	
FOCIS-00-P4XN	FOCIS PRO kit	
FOCIS-00-04NN	FOCIS Upgrade kit for DFS1 Owners	
FOCIS-00-P4NN	FOCIS PRO Upgrade kit for DFS1 Owners	
FOCIS-00-P0XX	FOCIS PRO Upgrade kit for FOCIS Owners	
<b>FOCIS and FOCIS PRO Kits with Adapter Tips and Cleaners</b>		
FOCIS-00-04XU	FOCIS UPC kit	
FOCIS-00-04XA	FOCIS APC kit	
FOCIS-00-04XM	FOCIS MPO kit	
FOCIS-00-P4XU	FOCIS PRO UPC kit	
FOCIS-00-P4XA	FOCIS PRO APC kit	
FOCIS-00-P4XM	FOCIS PRO Data Center kit	
FOCIS-00-PTFK	FOCIS PRO TroubleFinder kit	

### Changes in the previous revision, October 2015

#### New Products and Services

AFL NO.	Description		Page
<b>aeRos and ROGUE Test Suite</b>			
RG-C01	ROGUE Carrier		8
RG-1100-Q01	Turbo Quad OLTS Module 850/1300/1350/1550 nm		8
RG-1100-S01	Turbo SM OLTS Module 1310/1550 nm		8
RG-1100-S01-D	Turbo SM OLTS Module 1310/1550 nm Dual Engine		8
RGK-CERT01	Quad Certification Kit		8
RGK-CERT03	Dual Engine SM Certification Kit		8
RGK-MPO-SM-CERT-ADD	SM MPO Certification Add-On Kit		8
RGK-MPO-MM-CERT-ADD	MM MPO Certification Add-On Kit		8
<b>OTDRs</b>			
FS200-50-BAS-P0-W0	FlexScan Pocket-sized OTDR with SmartAuto™ and LinkMap™ - Basic Kit		11
FS200-50-BAS-P1-W1	FlexScan Pocket-sized OTDR with SmartAuto™ and LinkMap™ - Basic Kit		11
FS200-100-BAS-P0-W0	FlexScan Pocket-sized OTDR with SmartAuto™ and LinkMap™ - Basic Kit		11
FS200-100-BAS-P1-W1	FlexScan Pocket-sized OTDR with SmartAuto™ and LinkMap™ - Basic Kit		11
FS200-50-PLUS-P0-W0	FlexScan Pocket-sized OTDR with SmartAuto™ and LinkMap™ - Plus Kit		11
FS200-50-PLUS-P1-W1	FlexScan Pocket-sized OTDR with SmartAuto™ and LinkMap™ - Plus Kit		11
FS200-100-PLUS-P0-W0	FlexScan Pocket-sized OTDR with SmartAuto™ and LinkMap™ - Plus Kit		11
FS200-100-PLUS-P1-W1	FlexScan Pocket-sized OTDR with SmartAuto™ and LinkMap™ - Plus Kit		11
FS200-50-PRO-P0-W0	FlexScan Pocket-sized OTDR with SmartAuto™ and LinkMap™ - PRO Kit		11
FS200-50-PRO-P1-W1	FlexScan Pocket-sized OTDR with SmartAuto™ and LinkMap™ - PRO Kit		11
FS200-100-PRO-P0-W0	FlexScan Pocket-sized OTDR with SmartAuto™ and LinkMap™ - PRO Kit		11
FS200-100-PRO-P1-W1	FlexScan Pocket-sized OTDR with SmartAuto™ and LinkMap™ - PRO Kit		11
M210e-20U-01	M210e OTDR		21
M210e-22U-01	M210e OTDR		21
M210e-25U-01	M210e OTDR		21
M210e-20U-01-HC	M210e OTDR		21
M210e-22U-01-HC	M210e OTDR		21
M210e-25U-01-HC	M210e OTDR		21
M210e-25K-01-HC1 <sup>b</sup>	M210e OTDR		21
M210e-25K-01-HC2 <sup>c</sup>	M210e OTDR		21

### Changes in the previous revision, October 2015

#### Removed Products

AFL NO.	Description	
<b>OTDRs</b>		
CS260-20	Contractor Series Troubleshooting OTDR	
SOFT-00-OLS-EML	OTDR M310 OLS software (for v2.2.53 and lower version), by email	
M310-20U-01-AA <sup>d</sup>	M310 OTDR kit	
M310-25U-01-AA <sup>d</sup>	M310 OTDR kit	
M310-20U-01-HC-AA <sup>d</sup>	M310 OTDR kit	
M310-25U-01-HC-AA <sup>d</sup>	M310 OTDR kit	
M310-20K-01-HC1-AA <sup>b,d</sup>	M310 OTDR kit	
M310-25K-01-HC1-AA <sup>b,d</sup>	M310 OTDR kit	
M310-20K-01-HC2-AA <sup>b,d</sup>	M310 OTDR kit	
M310-25K-01-HC2-AA <sup>b,d</sup>	M310 OTDR kit	
SOFT-00-AAPK	OTDR & TRM <sup>®</sup> 2.0 Advanced Analysis software	
SOFT-01-AAPK	OTDR & TRM <sup>®</sup> 2.0 Advanced Analysis software, by email	
SOFT-00-AAS	OTDR Advanced Analysis software	
SOFT-00-OLS	OTDR M310 OLS software (for v2.2.53 and lower ver.)	
C850-100-LP1-S1	Soft case	
C850-100-LP1-H1	Soft and hard cases	
C850-100-LP1-H2	Soft and hard cases	
C850-100-LP1-H3	Soft and hard cases, OFS300	
C850-100-LP1-H4	Soft and hard cases, charger, spare battery	
C850-100-LP1-H5	Soft and hard cases	
C850-100-LP1-H6	Soft and hard cases, OFS300	
C850-100-LP1-H7	Soft and hard cases, charger, spare battery	
C860-100-LP1-H1	C860 QUAD OTDR and Certification Test Kit	
C860-100-LP1-H2	C860 QUAD OTDR and Certification Test Kit	
C860-100-LP1-H5	C860 QUAD OTDR and Certification Test Kit	
<b>Optical Attenuator</b>		
VOA6-SM	Optical Attenuator	
TACT1-4-6D-FC	Telecom Activation kit. FC kit contents: VOA6-SM, OPM4-4D, OLS2-DUAL, One-Click Mini SC/ST/FC, carry cases	
TACT1-4-6D-SC	Telecom Activation kit. SC kit contents: VOA6-SM, OPM4-4D, OLS2-DUAL, One-Click Mini SC/ST/FC, carry cases	
TACT1-4-FH-FC	Broadband Activation kit. FC kit contents: VOA6-SM, OPM4-4D, OLS7-FTTH, One-Click Cleaner SC/ST/FC, carry cases	
TACT1-4-FH-SC	Broadband Activation kit. SC kit contents: VOA6-SM, OPM4-4D, OLS7-FTTH, One-Click Cleaner SC/ST/FC, carry cases	



# TEST & INSPECTION



## International Sales and Service Contact Information

Available at [www.AFLglobal.com/Test/Contacts](http://www.AFLglobal.com/Test/Contacts)

[www.AFLglobal.com](http://www.AFLglobal.com) or (800) 321-5298, (603) 528-7780

